

REDUCTION AS THE FIRST CHOICE

Reduce the amount of potentially hazardous products in your home and eliminate what you throw away by following these easy steps:

BEFORE YOU BUY:

- Read the **labels** and be aware of what they mean.
- Look for these words on labels; they tell you what products may need **special handling** or disposal:

Caution	Flammable
Warning	Combustible
Danger	Reactive
Explosive	Poison
Volatile	Toxic
Corrosive	Hazardous

- Select a product **best suited** for the job.
- **Research** products online.
- Buy **only what you can use** entirely.

AFTER YOU BUY:

- Read product labels and **follow directions** for safe use.
- Use **recommended amounts**; more is not necessarily better.
- **Store properly** and keep in original container.
- Use the **child-resistant lids** and caps and keep them on tightly.
- **Share** what you can't use with friends or neighbors.
- **Recycle/dispose of** empty containers properly.

Not all the options listed in this brochure are safe disposal options for all household hazardous wastes, so use the tables inside to learn which is right for each situation.

CONTACT INFORMATION

Household Hazardous Waste Collection

To find either permanent collection facilities or information about hazardous waste collection events in your area, consult the Solid & Hazardous Waste Education Center at www4.uwm.edu/shwec/hhw.

Wisconsin Clean Sweep Program



The Department of Agriculture, Trade and Consumer Protection administers a Clean Sweep grant program that assists local governments with collection and proper disposal of agricultural and residential hazardous waste. These collections may also accept unwanted prescription drugs.

Call or check online for dates, times and locations or to learn what materials each event will accept and how you can safely transport items for collection. Visit cleansweep.wi.gov or call 608-224-4545.

WHEN IN DOUBT, CONSULT YOUR STATE OR LOCAL OFFICIALS

If you are unsure about whether any part of your waste is hazardous waste or about how to store or dispose of something safely, keep it out of the trash and contact a waste management specialist.

Visit dnr.wi.gov and search "household hazardous waste."

This document is intended solely as guidance and does not contain any mandatory requirements except where requirements found in statute or administrative rule are referenced. This guidance does not establish or affect legal rights or obligations and is not finally determinative of any of the issues addressed. This guidance does not create any rights enforceable by any party in litigation with the State of Wisconsin or the Department of Natural Resources. Any regulatory decisions made by the Department of Natural Resources in any matter addressed by this guidance will be made by applying the governing statutes and administrative rules to the relevant facts. The Wisconsin Department of Natural Resources provides equal opportunity in its employment, programs, services and functions under an Affirmative Action Plan. If you have any questions, please write to Equal Opportunity Office, Department of the Interior, Washington, D.C. 20240. This publication is available in alternative format (large print, Braille, audio tape, etc.) upon request. Please call 608-266-2111 for more information.



Wisconsin Department of Natural Resources
Bureau of Waste and Materials Management/WA5
P.O. Box 7921
Madison, WI 53707-7921

DNRWasteMaterials@Wisconsin.gov
PUB-WA-1719 2014



HOUSEHOLD Hazardous Waste Management Guide



Household hazardous waste is any waste product found in your home, yard or garage that can cause substantial harm to human health or the environment when improperly managed. This guide helps residents to identify, reduce and safely dispose of household hazardous waste.

SAFE DISPOSAL: KNOW WHICH OPTION IS THE SAFE ONE EVERY TIME

If you have leftover household hazardous waste products, use the information in the tables to the right for proper disposal advice. Check the product label for storage and disposal directions. Generally, you can manage household hazardous waste in one of four ways. The key to safe disposal is knowing which of these four options is right for each household hazardous waste item:



PITCH IT: DRY WASTE UNTIL IT IS SOLID AND PITCH IT IN THE TRASH

Some household hazardous wastes can be dried or mixed with cat litter until they are solid and placed in the trash. Be sure to check product labels and the management guide tables to the right first.



SWITCH IT: FIND A NON-HAZARDOUS ALTERNATIVE AND MAKE THE SWITCH

There are often alternatives to using hazardous materials altogether. Search online for tips on how to switch your home to using non-hazardous and less-toxic alternatives.



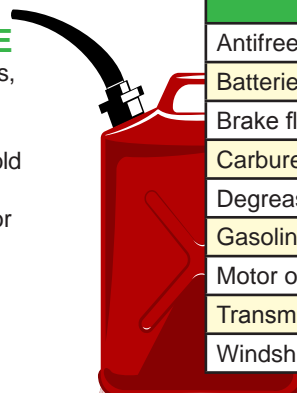
POUR IT: FLUSH WASTE WITH LOTS OF WATER AND POUR IN A SANITARY SEWER

Some household wastes can be poured into a sanitary sewer through a household drain as long as they are flushed thoroughly with water. Be sure to check product labels and the management guide tables to the right first. **NEVER POUR HAZARDOUS WASTE IN A SEPTIC SYSTEM OR STORM DRAIN!**



STORE IT: FIND A COLLECTION PROGRAM IN YOUR AREA AND STORE WASTE SAFELY UNTIL COLLECTION

The first step to safe disposal is safe storage. Know how to safely store your household hazardous waste until collection or exchange programs are scheduled. Nearly all household hazardous waste can be collected or exchanged at community collection or exchange points. Check to see if your community has a waste exchange program and what items it collects. **See the contact information on back.**



CAR CARE	
Antifreeze	STORE IT
Batteries (automotive)	STORE IT
Brake fluid	STORE IT
Carburetor cleaner	STORE IT
Degreasers	STORE IT
Gasoline and fuels	STORE IT
Motor oil (used)	STORE IT
Transmission fluid	STORE IT
Windshield washer	POUR IT

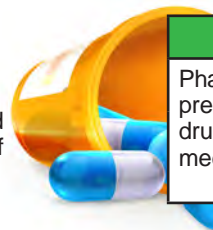


CLEANERS	
Cleaner with ammonia*	SWITCH IT/POUR IT*
Cleaner with bleach*	SWITCH IT/POUR IT*
Concrete cleaners (acid)	SWITCH IT/ STORE IT
Disinfectants	POUR IT
Drain cleaner**	POUR IT**/ STORE IT
Metal cleaners	SWITCH IT/STORE IT
Oven cleaners**	PITCH IT**/ STORE IT
Polish/spot removers**	PITCH IT**/ STORE IT
Polish with solvents***	SWITCH IT/STORE IT
Pool chemicals	STORE IT
Toilet/tub/tile cleaner**	POUR IT**/ STORE IT
*Never mix products containing ammonia with those containing bleach.	
**Read labels for storage and collection instructions.	
*** Solvent-containing products have the words "flammable," "combustible" or "contains petroleum distillates" on the labels.	


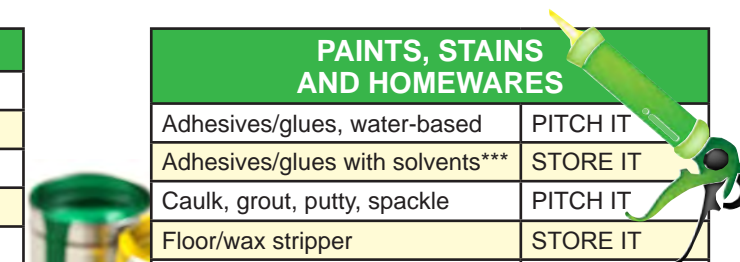


EXPLOSIVES	
Ammunition and fireworks	STORE IT & ASK LAW ENFORCEMENT

MEDICAL WASTE	
Pharmaceuticals, prescription drugs and medical sharps	STORE IT Visit dnr.wi.gov and search "health care waste" for instructions.



PAINTS, STAINS AND HOMEWARES	
Adhesives/glues, water-based	PITCH IT
Adhesives/glues with solvents***	STORE IT
Caulk, grout, putty, spackle	PITCH IT
Floor/wax stripper	STORE IT
Furniture stripper	STORE IT
Paint, latex-based	PITCH IT/ SWITCH IT
Paint, oil-based	SWITCH IT/ STORE IT
Paint remover/thinner	STORE IT
Sealers	SWITCH IT/ STORE IT
Stain, varnish, lacquer	STORE IT
Turpentine	SWITCH IT/ STORE IT
Wood preservatives	STORE IT



PESTICIDES AND POISONS	
Fertilizer w/ weed killer	SWITCH IT/STORE IT
Insect/bug killer	STORE IT
Mothballs	SWITCH IT/STORE IT
Rat/rodent poison	SWITCH IT/STORE IT
Weed killer	STORE IT

PRESSURIZED CONTAINERS	
Aerosol cans	STORE IT
Propane tanks (refillable)	SWITCH IT/STORE IT
Propane tanks (single use)	SWITCH IT/STORE IT



OTHER COMMON ITEMS	
Emptied household hazardous waste containers	PITCH IT
Fertilizer w/out weed killer	PITCH IT/ SWITCH IT
Lighter fluid	STORE IT
Smoke detectors	STORE IT
Thermometers (mercury)	STORE IT
FOR ITEMS NOT ON LIST, VISIT DNR.WI.GOV AND SEARCH "HOUSEHOLD HAZARDOUS WASTE."	

