

# **LA CROSSE COUNTY**

**2014**

**COUNTY BOARD ADOPTED  
BUDGET**





*Office of County Administrator*  
*County of La Crosse, Wisconsin*

County Administrative Center  
400 4th Street North • Room 3300 • La Crosse, Wisconsin 54601-3200  
(608) 785-9700 • Fax (608) 789-4821  
www.co.la-crosse.wi.us

TO: La Crosse County Board of Supervisors  
FROM: Steve O'Malley, County Administrator  
DATE: December 3, 2013

SUBJECT: 2014 Adopted Budget

Herein presented is the 2014 County Board Adopted Budget in summary format, including the line item detail for all changes made to the County Administrator's Recommended Budget. This format provides quick reference to the Public Hearing Presentation, Property Tax Comparisons, Highlights of Accomplishments, Budget Summaries, Approved Fees & Charges and Debt Retirement Schedules for the 2014 Fiscal Year.

	<u>2013</u>	<u>2014</u>	<u>% Change</u>	<u>Tax Rate</u>
Total Gross Expenditures	\$137,710,134	\$161,353,791	17.17%	
Operating Levy	24,180,553	24,914,370	3.03%	3.190
Library & WRLS	1,681,172	1,726,042	2.67%	.221
Debt Service	<u>3,977,484</u>	<u>4,306,934</u>	<u>8.28%</u>	<u>.552</u>
	29,839,209	30,947,346	3.71%	
Equalized Value	7,710,762,800	7,809,766,300	1.28%	
Mill Rate	3.87	3.96	2.40%	3.963

The County Board Adopted Budget represents an increase of 17.17% in Gross Expenditures which includes the anticipated costs of construction at the Lakeview Campus, plus planning & design costs for the Downtown Administrative Center. The actual increase in Gross Expenditures excluding construction projects is 5.29%. The total Tax Levy increased by \$1,108,137 resulting in a 9¢ increase in tax rate.

The adopted budget continues to rely on our strong financial position through use of Fund Balances and Sales Tax Reserves, yet still preserves options and protects our services as much as possible against future funding uncertainties.

**LA CROSSE COUNTY**  
**APPROVED 2014 BUDGET SUMMARY**

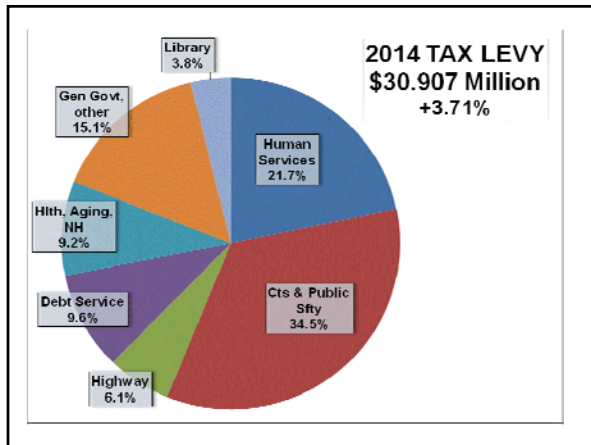
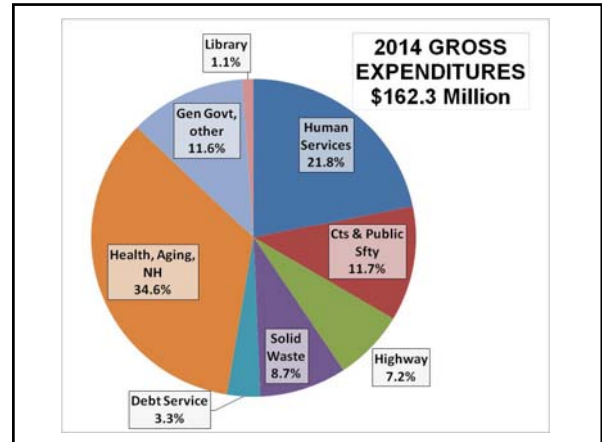
	<u>Page</u>
County Administrator's Public Hearing Presentation	1
2013 Highlights of Recent County Accomplishments & Status	3
Summary of 2014 Budget with Comparison to 2011-2013 Budgets	5
Comparison of Budgeted Expenses & Revenues for 2013 & 2014	6
2014 Budgeted Expenditures & Revenues Pie Chart	7
Approved County Board Changes to Administrator's Proposed Budget	8
County Property Valuations vs. Tax Levy 1999 thru 2014	9
2014 Apportionment Pie Chart	10
2013-2014 Tax Levy Comparison by Org	11
2014 Budget Summary by Department	13
2014 Approved User Fees, Charges for Services and Permit Revenues	29
Debt Retirement Schedules	53

*This page was intentionally left blank.*

## La Crosse County Board

2014 County Administrator  
Recommended Budget:  
Overview for Public Hearing

November 12, 2013



### Collaboration, Innovation & Improvement

- **MVHS** Nearly \$5.5 million 2008-2013 to the County
- **Gas to Energy Project w/ Gunderson Lutheran**  
2012 EPA Project of the Year
- **HS Single point of Entry** Improve efficiencies & contacts
- **8 County WREA Consortium** Lead for better results
- **3 County Mental Health** Improve client services
- **Chemical Health & Justice Sanctions** 2013 National Criminal Justice Association Award for reducing recidivism & Jail population
- **Barriers to Learning Summit** Decrease fragmentation, working closely w/ City, Schools and Non-Profits

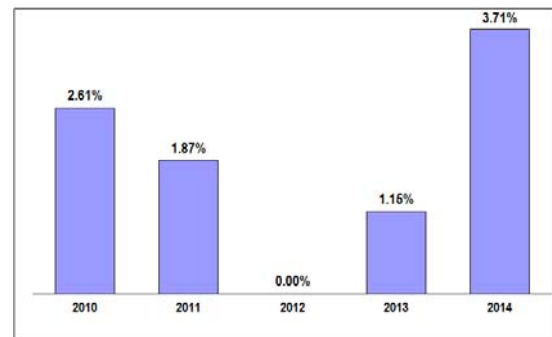
## WI County Credit Ratings

- Aaa Waukesha, Ozaukee, Brown, Outagamie, Washington
- Aa1 **La Crosse**, Dane, Eau Claire, Marathon, Walworth, Kenosha, Racine, Winnebago, Rock, Sheboygan, Wood, St. Croix
- Aa2 Calumet, Chippewa, Columbia, Dodge, Door, Jefferson, Marinette, Fond du lac, Milwaukee, Oneida, Pierce, Portage, Sauk, Trempealeau, Vilas

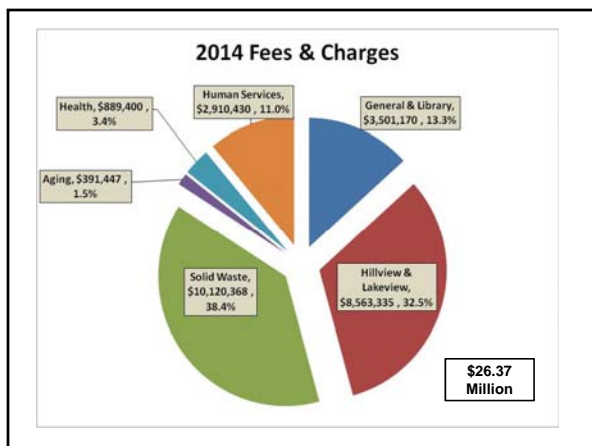
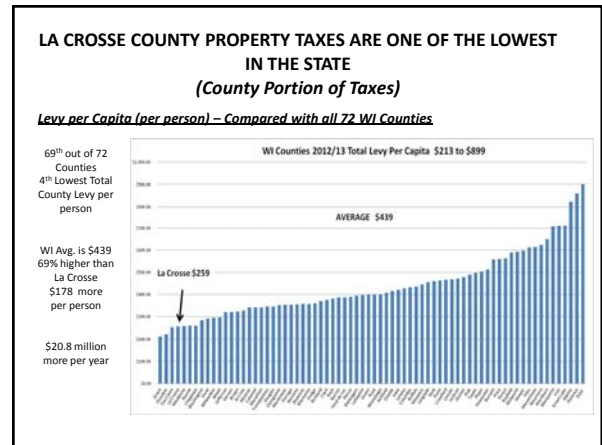
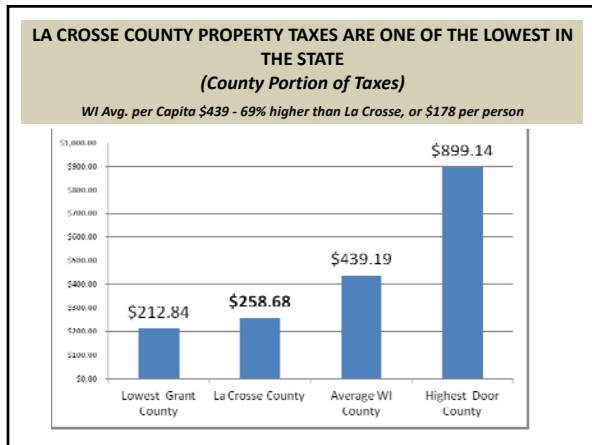
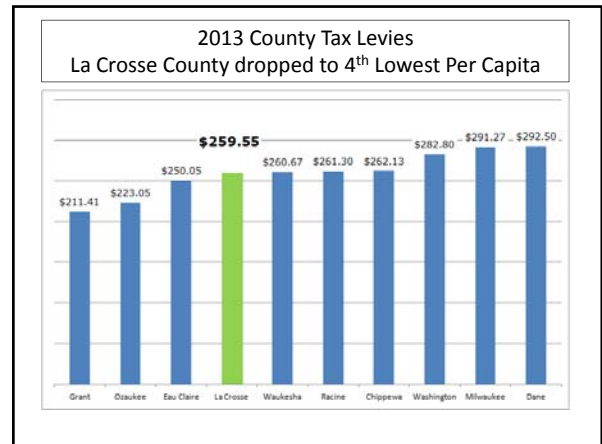
*"We expect the county's financial operations to remain healthy due to conservative budgeting and strong reserve levels."*

- Moody's Investors Service  
September 2013

### La Crosse County Most Recent History Percent Tax Levy Change



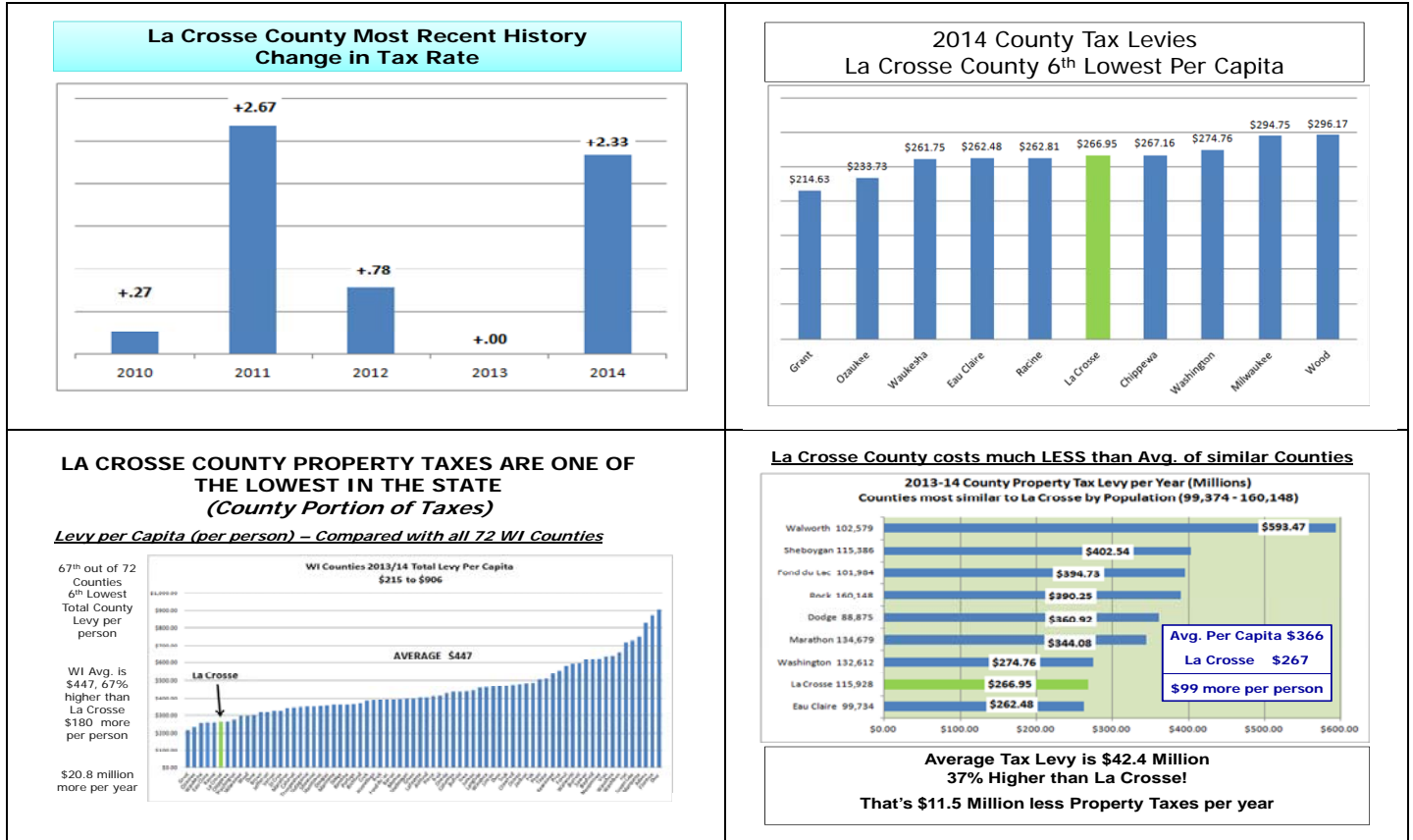
Property Tax Levy (expressed in millions)		Mill Rate	
2014 recommended		2014 recommended	
Operating Levy	24.914	Operating Levy	3.19
Library	1.726	Library	.22
Debt	4.307	Debt	.55
	<u>\$30.947</u>		<u>\$3.96</u>
		Mill Rate	per thousand +2.4%



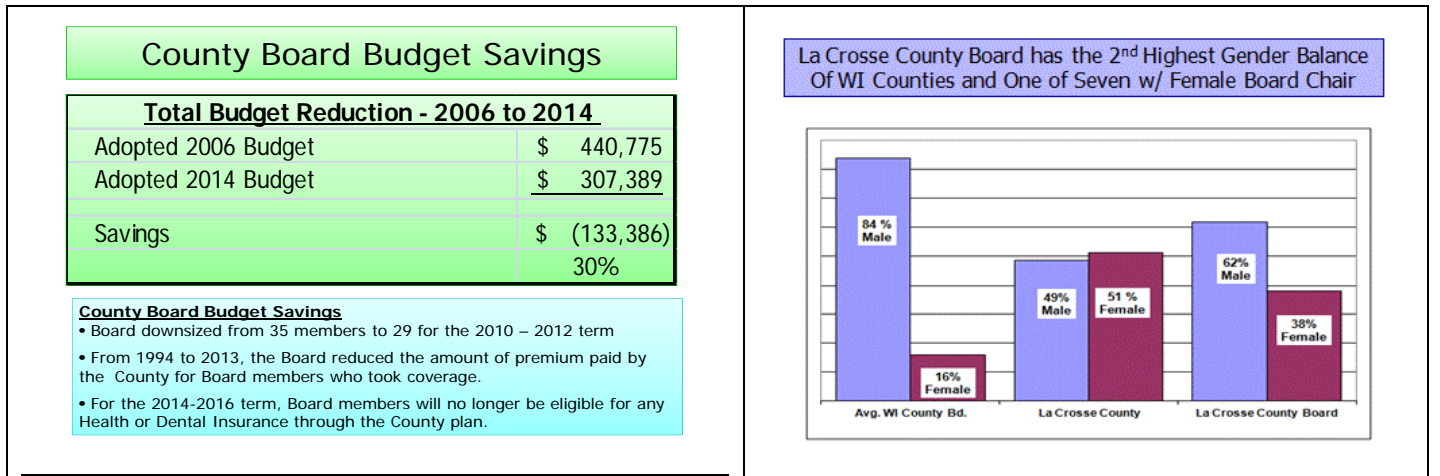
- ### 2014 Budget Overview
- Strong Financial Position preserved, while budgeting for a 0% change in Health Insurance premiums and Wages
  - Changes in Positions
    - Decreases (7.4) FTE Levy Funded positions, phase out of Home Health division, transfer of clients to other local providers
    - Increases +6.86 FTE w/ Non-Tax levy Funding (mainly the Mental Health Regional Collaborative)
  - 2014 Budget provides for significant decisions
    - Jail Staffing if needed to open the Direct Supervision Pod
    - Re-sizing and location of Lakeview Facilities, working closely with Village of West Salem and school district
    - Administrative Center, Design of Remodel or Replacement
    - Medical Examiner staffing and partnership w/ Dane County
    - Highway needs in face of 70% rise materials cost over 7 years
    - Landfill Cell next expansion

## 2013: Highlight of La Crosse County Accomplishments & Status

**1. Continued Tax Levy Restraint** The percentage change in the 2014 Tax Rate is 2.3%, an increase of 9 cents. Over the most recent five years, the average change has been 1.2% annually. La Crosse County has the 6<sup>th</sup> lowest tax levy per capita among all 72 counties. The average tax levy in counties of similar size is 37% higher or \$99 more per person than La Crosse County. [While the local option sales tax is important revenue to reduce property taxes, La Crosse would still rank 8<sup>th</sup> per capita if all remaining counties imposed the ½%, or 12<sup>th</sup> per capita if no WI County were able to enact the ½% in addition to the State tax.]



**2. County Board Cuts Costs, Sets example for Employee Compensation and leads on gender balance** From 2006 – 2014, the Board cut the cost of their budget by 30%. The board downsized from 35 to 29 members, adopted a 0% raise and discontinued Supervisor participation in County Health and Dental Insurance for the 2014-2016 term. The La Crosse County Board is nearly representative of the population with the 2<sup>nd</sup> highest percent of female board members in WI (38%) 11 of 29; highest is Menominee County (43%) 3 of 7; and 3<sup>rd</sup> Highest Dane County (35%) 13 of 37. La Crosse is one of seven with a Female Board Chair.



**3. Independent Recognition of Financial Strength and Reporting Excellence** In 2013, the County's Aa1 bond rating was confirmed by Moody's, stating in their review "We expect the county's financial operations to remain healthy due to conservative budgeting and strong reserve levels". Only five WI Counties have a higher rating. The Finance Dept. received the Certificate of Achievement for Excellence in Financial Reporting by the Governmental Financial Officers Association (GFOA) for the seventh year in a row, the highest form of recognition in governmental accounting.

**4. Collaboration, Innovation and Best of Public Service** La Crosse County continues to excel at collaboration, innovation and improvements to solve problems and save money. While impossible to recognize all the good work of La Crosse County Departments in a short year end review, major progress this year includes:

- Mississippi Valley Health Services Commission (MVHS) Completing the sixth year, this first ever multi-county collaboration of 13 WI Counties to operate Lakeview Nursing Home has saved La Crosse County taxpayers nearly \$5.5 million 2008-2013, generating nearly \$1 Million/year from other counties.
- Household Hazardous Materials (HHM) Program HHM is funded in partnership with all La Crosse County municipalities, and served its' 10,000<sup>th</sup> customer while protecting the environment from harmful chemicals.
- Western Region for Economic Assistance Consortium Lead for 8 Counties providing economic support services through a centralized call/change center, while addressing the massive client effects and service changes due to the WI approach to the Affordable Care Act and the impact on BadgerCare clients.
- Three County Mental Health collaboration La Crosse was chosen by the State to lead a new 3 County Mental Health collaboration with Monroe and Jackson counties for improved results and client outcomes.
- Justice Support Services Formerly known as Justice Sanctions, this division received the 2013 National Criminal Justice Association Award for reducing recidivism and Jail population
- Operating While Intoxicated (OWI) Court evaluation Dr. AJ Meyer conducted an independent evaluation of the OWI court and found that the results demonstrate better results than the national average and has a positive result on reducing recidivism for those who complete the program.
- County Board goes paperless The board now uses laptops for all committee & board meeting agendas.
- Union Transition due to Act 10 is complete We finalized all necessary changes to Personnel policies due to Act 10, while minimizing disruption and preserving a respectful relationship with employees.
- Barriers to Learning Summit The County co-sponsored annual summit of professionals from community organizations, City-County-School to decrease fragmentation of program supports to reduce the barriers to learning for children and youth in the La Crosse School District.
- Highway Finding Alternative Funding Successfully identified over \$1.85 million of new funding.

**5. Leading on Economic Development and protecting Quality of Life** Assistance continues to municipalities on development issues facilitated by staff and the Economic Development Fund board, producing results:

- Lead for 11 county region to access grant of \$2.08m CDBG Housing – rehabilitation and downtowns
- Business Assistance Grant Program awarded the first two grants to assist local businesses with product and market diversification and business growth.
- Assisted La Crosse Airport to receive Small Community Development Grant to expand services from LSE.
- Assisting City of La Crosse Arts Board and Pump House Regional Arts Center with a National Foundation for the Arts grant to install a trompe l'oeil mural and plan the first annual La Crosse Arts Celebration.
- Collaboration with partners to accomplish over 50 renovation projects and \$217,000 in "minor" home repair in the Powell Poage Hamilton Neighborhood with the RENEW La Crosse Neighborhood Program

**6. County Budget proactively sets Stage for 2014 and beyond** In the face of no general improvement in State or Federal revenue and increasing costs for County services, the budget sets the stage for meeting future challenges:

- Jail Staffing or program enhancement for Direct Supervision pod, or assign to Highway Maintenance needs
- Future of Lakeview, who we serve and re-sizing, working with Village of West Salem and school district.
- Administrative Center, design for remodeling or replacement
- Medical Examiner staffing, standardized policies and partnership with Dane County
- Highway funding preserved and progress being made to maintain current road conditions
- Landfill Cell next expansion begins construction in 2014



**LA CROSSE COUNTY 2014 BUDGET  
WITH COMPARISON TO 2011-2013 BUDGETS**

	2011 ADOPTED BUDGET	2012 ADOPTED BUDGET	2013 ADOPTED BUDGET	2014 ADOPTED BUDGET
TOTAL BUDGETED EXPENDITURES AND OTHER USES	\$135,022,707	\$135,739,467	\$139,063,953	\$162,722,256
Deduct Enterprise Funds	(\$42,165,622)	(\$41,014,979)	(\$41,399,989)	(\$60,754,771)
Deduct State Forest Tax	(\$1,346,694)	(\$1,337,124)	(\$1,353,819)	(\$1,368,465)
Deduct Appropriated Revenues and Other Sources Included in Above	(\$49,066,649)	(\$44,370,678)	(\$46,933,506)	(\$51,217,619)
<b>NET BUDGET REQUESTS</b>	<b>\$42,443,742</b>	<b>\$49,016,686</b>	<b>\$49,376,639</b>	<b>\$49,381,401</b>
Deduct Reserve Money applied	(\$3,454,357)	(\$9,827,301)	(\$9,337,430)	(\$8,134,055)
<b>COUNTY LEVY REQUIREMENTS</b>	<b>\$38,989,385</b>	<b>\$39,189,385</b>	<b>\$40,039,209</b>	<b>\$41,247,346</b>
County Sales Tax Applied	(\$9,500,000)	(\$9,700,000)	(\$10,200,000)	(\$10,300,000)
<b>NET COUNTY LEVY</b>	<b>\$29,489,385</b>	<b>\$29,489,385</b>	<b>\$29,839,209</b>	<b>\$30,947,346</b>
<b>COUNTY TAX LEVY:</b>				
Operating Levy	\$23,854,793	\$23,854,793	\$24,180,553	\$24,914,370
Special Purpose - Libraries	\$1,657,068	\$1,657,068	\$1,681,172	\$1,726,042
Debt Service Levy	\$3,977,484	\$3,977,484	\$3,977,484	\$4,306,934
	<b>\$29,489,345</b>	<b>\$29,489,345</b>	<b>\$29,839,209</b>	<b>\$30,947,346</b>
<b>COUNTY MILL RATE:</b>				
Operating Levy	3.10	3.13	3.13	3.19
Special Purpose - Libraries	0.22	0.22	0.22	0.22
Debt Service Levy	0.52	0.52	0.52	0.55
	<b>3.84</b>	<b>3.87</b>	<b>3.87</b>	<b>3.96</b>
<b>Change from Prior Year:</b>				
Mill Rate:				
Percent	2.67%	0.78%	0.00%	2.40%
Dollars:				
Amount	\$540,560	\$0	\$349,864	\$1,108,137
Percent	1.867%	0.000%	1.186%	3.714%
<b>COUNTY EQUALIZED VALUATION REDUCED BY TID INCREMENT:</b>				
Total Value	7,681,814,500	7,630,015,700	7,710,762,800	7,809,766,300
Percentage Change from Prior Year	-0.89%	-0.67%	1.06%	1.28%

**STATE FREEZE ON LEVY LIMIT IMPOSED**

Maximum Allowed Levy	\$ 27,704,587	\$ 28,396,092	\$ 28,629,240	\$ 29,221,304
Plus Special Purpose Library Levy	\$ 1,657,068	\$ 1,657,068	\$ 1,681,172	\$ 1,726,042
Plus Additional Debt Service Levy for LEC Addition	\$ 3,189,101	\$ -	\$ -	\$ -
<b>Maximum Allowed Levy with Additional Debt Svc</b>	<b>\$ 32,550,756</b>	<b>\$ 30,053,160</b>	<b>\$ 30,310,412</b>	<b>\$ 30,947,346</b>
<b>Total Levy Under (Over) Limit</b>	<b>\$ 3,061,411</b>	<b>\$ 563,815</b>	<b>\$ 471,203</b>	<b>\$ -</b>

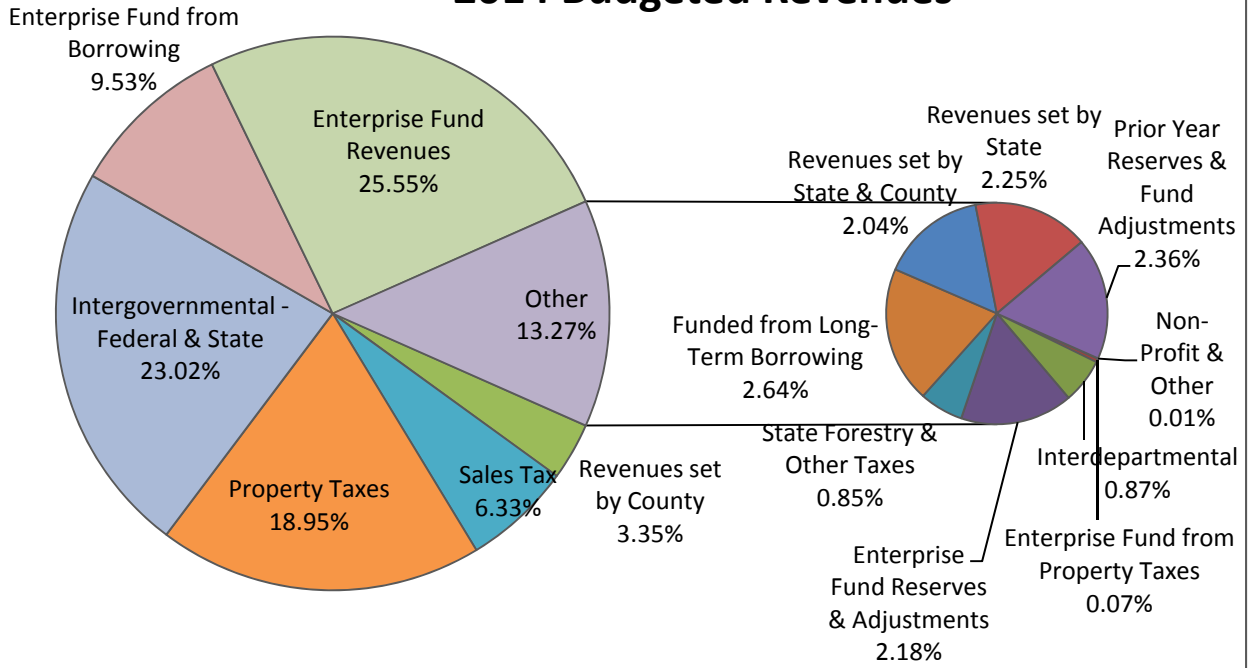
The State Freeze on Levy Limit Imposed amounts represents the allowances provided each year under the Governor's budget levy limits.

**COMPARISON OF BUDGETED EXPENSES AND  
BUDGETED REVENUES FOR 2013 AND 2014**

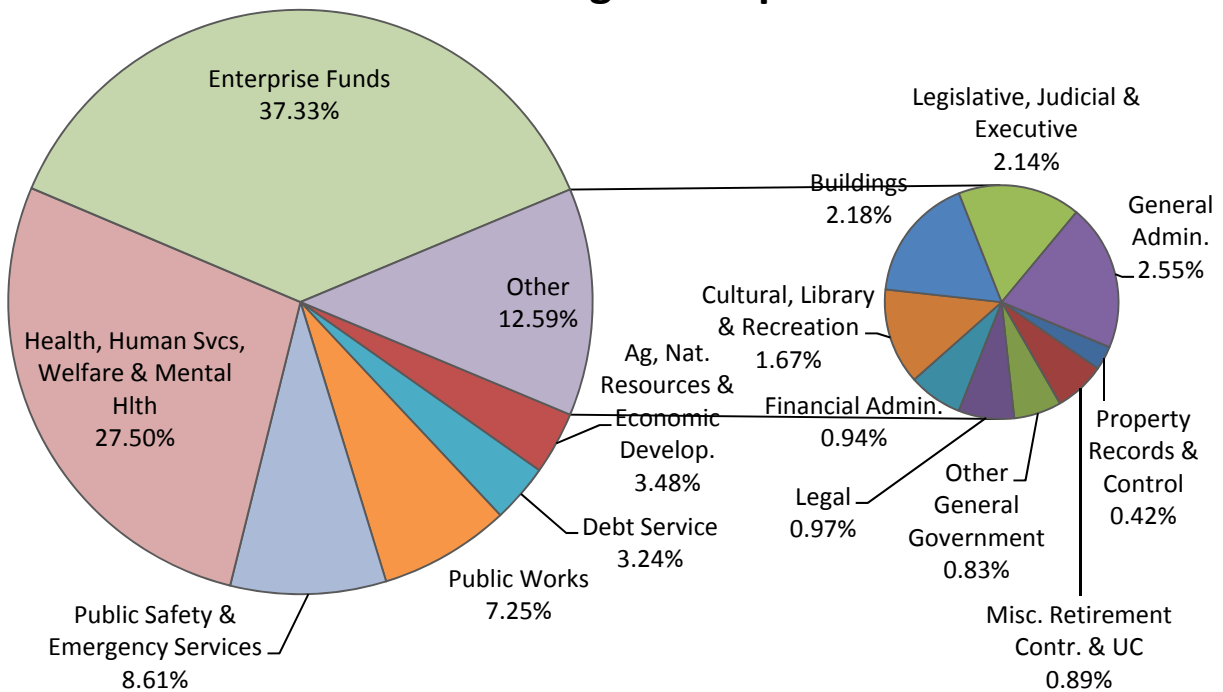
12/3/2013 2:28 PM

<u>Categories of Expenses</u>	2013		2014	
	<u>Budgeted Expenses</u>	<u>% of Total</u>	<u>Budgeted Expenses</u>	<u>% of Total</u>
Health, Human Svcs, Welfare & Mental Hlth	43,219,215	31.08%	44,744,234	27.50%
Public Safety & Emergency Services	13,822,356	9.94%	14,008,820	8.61%
Public Works	13,257,412	9.53%	11,800,787	7.25%
Financial Administration	1,536,179	1.10%	1,531,360	0.94%
General Administration	4,134,685	2.97%	4,150,842	2.55%
Other General Government	1,259,158	0.91%	1,344,441	0.83%
Debt Service	4,423,199	3.18%	5,267,764	3.24%
Legislative, Judicial & Executive	3,470,818	2.50%	3,483,180	2.14%
Legal	1,512,465	1.09%	1,584,621	0.97%
Property Records & Control	648,166	0.47%	686,045	0.42%
Buildings	2,717,886	1.95%	3,540,645	2.18%
Cultural, Library & Recreation	2,537,808	1.82%	2,712,499	1.67%
Agriculture, Natural Resources & Economic Dev.	3,264,538	2.35%	5,661,398	3.48%
Misc. Retirement Contr. & UC	1,860,079	1.34%	1,450,849	0.89%
<b>TOTAL BUDGETED EXPENDITURES</b>	<b>97,663,964</b>	<b>70.23%</b>	<b>101,967,485</b>	<b>62.67%</b>
Plus Enterprise Funds				
Carroll Heights Apartments	300,674	0.22%	326,684	0.20%
Hillview Assisted Living Facility	903,034	0.65%	884,416	0.54%
Hillview Nursing Home	15,409,217	11.08%	15,899,972	9.77%
Lakeview Agency Fund	11,740,582	8.44%	11,100,702	6.82%
Lakeview Capital Assets	281,000	0.20%	15,780,000	9.70%
Lakeview Other Entities	1,883,492	1.35%	2,409,249	1.48%
Household Hazardous Waste	417,383	0.30%	455,725	0.28%
Solid Waste Management	10,464,607	7.53%	13,898,023	8.54%
<b>SUB-TOTAL BUDG. EXP. ENTERPRISE FUNDS</b>	<b>41,399,989</b>	<b>29.77%</b>	<b>60,754,771</b>	<b>37.33%</b>
<b>GRAND TOTAL BUDGETED EXPENDITURES</b>	<b>139,063,953</b>	<b>100.00%</b>	<b>162,722,256</b>	<b>100.00%</b>
<u>Categories of Revenues</u>	2013		2014	
	<u>Budgeted Revenues</u>	<u>% of Total</u>	<u>Budgeted Revenues</u>	<u>% of Total</u>
Revenues set by State	3,639,457	2.62%	3,660,083	2.25%
Revenues set by County	6,018,606	4.33%	5,447,531	3.35%
Revenues set by State & County	3,158,747	2.27%	3,311,453	2.04%
Property Taxes	29,724,209	21.38%	30,831,769	18.95%
State Forestry & Other Taxes	1,374,319	0.99%	1,387,465	0.85%
Sales Tax	10,200,000	7.33%	10,300,000	6.33%
Funded from Long-Term Borrowing	4,981,468	3.58%	4,301,800	2.64%
Intergovernmental - Federal & State	33,011,010	23.74%	37,458,411	23.02%
Intergovernmental - Non-Profit & Other	16,000	0.01%	15,000	0.01%
Interdepartmental	1,184,186	0.85%	1,421,718	0.87%
Prior Year Reserves & Fund Adjustments	4,355,962	3.13%	3,832,255	2.36%
<b>TOTAL BUDGETED REVENUES</b>	<b>97,663,964</b>	<b>70.23%</b>	<b>101,967,485</b>	<b>62.67%</b>
Plus Enterprise Funds				
Revenues Set by State	3,106,691	2.23%	3,527,517	2.17%
Revenues Set by County	30,605,069	22.01%	30,599,066	18.80%
Revenues set by State & Cnty	7,016,205	5.05%	7,339,902	4.51%
Property Taxes	115,000	0.08%	115,577	0.07%
Intergovernmental - Federal & State	113,397	0.08%	120,005	0.07%
Funded from Long-Term Borrowing	0	0.00%	15,500,000	9.53%
Prior Year Reserves & Fund Adjustments	443,627	0.32%	3,552,704	2.18%
<b>SUB-TOTAL BUDG. REV. ENTERPRISE FUNDS</b>	<b>41,399,989</b>	<b>29.77%</b>	<b>60,754,771</b>	<b>37.33%</b>
<b>GRAND TOTAL BUDGETED REVENUES</b>	<b>139,063,953</b>	<b>100.00%</b>	<b>162,722,256</b>	<b>100.00%</b>

## 2014 Budgeted Revenues



## 2014 Budgeted Expenditures



**APPROVED COUNTY BOARD CHANGES  
To the Administrator's Proposed Budget**

<u>Dept</u>	<u>Explanation</u>	<u>Org</u>	<u>Account</u>	<u>Description</u>	<u>Revenue &amp; Other Sources</u>	<u>Expense</u>
Solid Waste		6500	60001	Salaries		4,656
Solid Waste		6500	60105	FICA		288
Solid Waste		6500	60107	Medicare		72
Solid Waste	Correct posting of new position. Groundskeeper should be in Solid Waste	6500	99901	From Solid Waste Fund Bal	5,016	
HHM	(not HHM)	6801	60001	Salaries		(4,656)
HHM		6500	60105	FICA		(288)
HHM		6500	60107	Medicare		(72)
HHM		6801	99901	To HHM Fund Balance	(5,016)	
IT		1040	87024	Voice Over IP Proj		(30,000)
IT	Inadvertantly keyed into wrong account	1040	87225	New Fin/Pay/Prsnl Comp Sys		30,000
Non-Dept		1064	45040	Utility Tax from State	1,525	
Non-Dept	State estimates came in higher than originally anticipated	1064	46283	St Aid Exempt Computer	2,534	
Contingency		1063	79030	Contingency		4,059
LV Capital		4901	87365	Cap Impr - Lakeview		(1,000,000)
LV Capital	8-bed CBRF was approved in 2013	4901	99906	From Borrowing	(1,000,000)	
Econ Dev		1061	71061	Business Industry Promotion		(1,000)
Econ Dev	Per Economic Development Board	1061	79026	Miss River Parkway Comm		1,000
Land Cons		1021	46058	St Aid - Nutrient Mgmt Farmer Et	10,625	
Sal Contingency	New grant awarded to Land Cons.	1063	79030	Contingency		10,625
Debt		1785	58598	Transfers In	(1,525)	
Debt		1785	80050	Interest Expense		(1,525)
Highway	Based on Final Debt Schedules received	3001	79098	Transfers Out		(1,525)
Highway		3001	99926	To (From) Highway fund Balance	(1,525)	
Sheriff		1120	46334	St Aid OWI Grant Revenue	13,000	
Sheriff		1120	60001	Overtime Salaries		10,292
Sheriff	OWI Grant for 2014 came in higher than anticipated	1120	60105	FICA		638
Sheriff		1120	60107	Medicare		149
Sheriff		1120	60120	Retirement		1,808
Sheriff		1120	60125	Pr Svcs		113
Facilities	Motion by Geary - AED's for all County	1131	86050	Major Capital Equipment Other		28,800
Facilities	Facilities	1131	99907	From GF Balance	28,800	

<b>MILL RATE COMPARISON</b>			
	<b>2012</b>	<b>2013</b>	<b>2014</b>
Operating	3.126	3.136	3.1902
Library	0.217	0.218	0.2210
Debt	<u>0.521</u>	<u>0.516</u>	<u>0.5515</u>
Total Mill Rate	3.865	3.870	3.9627

Total Increase (Reductions)	\$0
-----------------------------	-----

**TABLE I  
COUNTY PROPERTY VALUATION VS TAX LEVY**

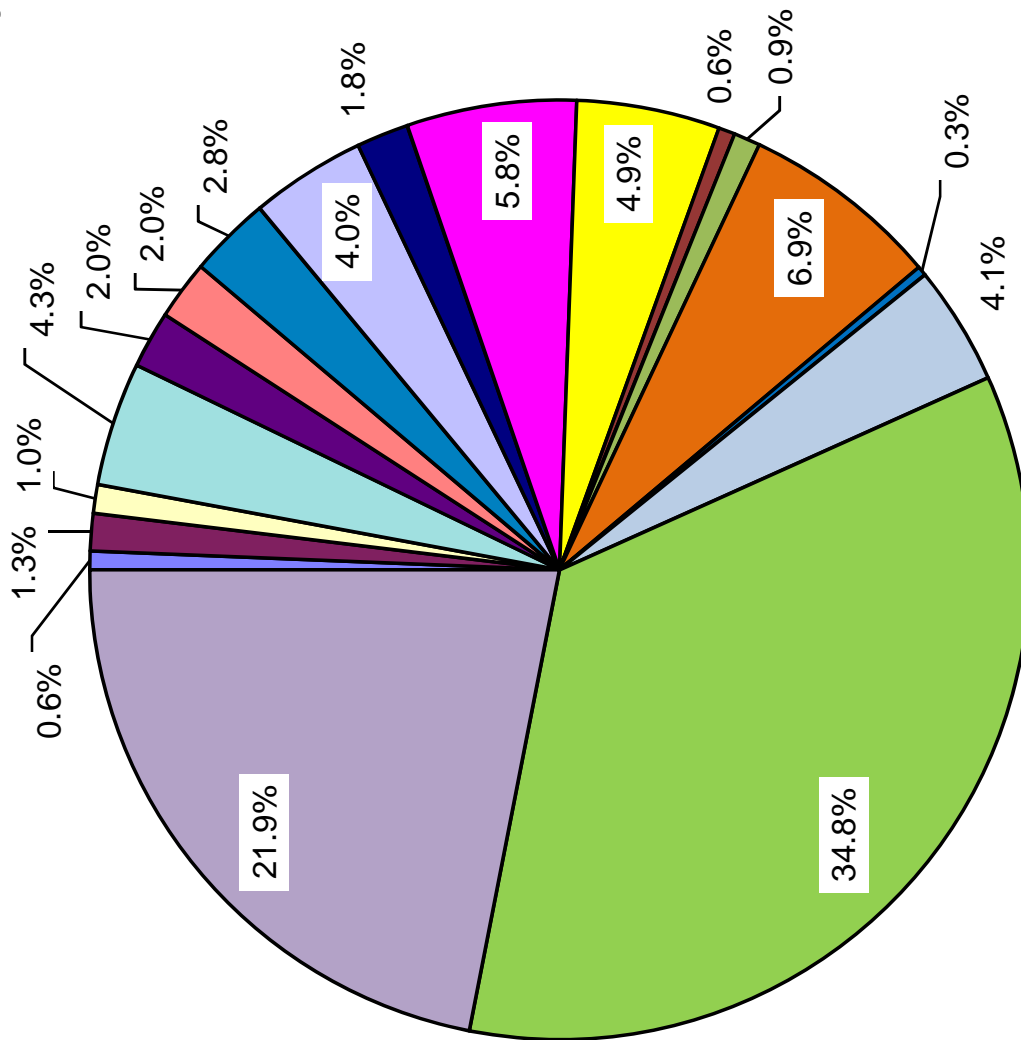
Year No	1 Assessment Period for Budget Year	2 Assessment	3 Difference From Prior Year	4 County Tax Levy (See Note Below)	5 State & County Tax Levy	6 Col 4 / Col 2 Mill Rate	7 County \$ Per \$1000
1	1998 for 1999	3,859,953,100	+232,048,700	13,555,820	14,354,722	0.003510	3.51
2	1999 for 2000	4,131,591,100	+271,638,000	15,458,021	16,314,071	0.003740	3.74
3	2000 for 2001	4,400,162,500	+268,571,400	17,708,233	18,619,489	0.004020	4.02
4	2001 for 2002	4,694,803,900	+294,641,400	18,913,742	19,890,499	0.004030	4.03
5	2002 for 2003	5,059,494,700	+364,690,800	20,066,384	21,120,105	0.003970	3.97
6	2003 for 2004	5,496,493,200	+436,998,500	21,480,124	22,604,268	0.003910	3.91
7	2004 for 2005	5,977,036,900	+480,543,700	23,378,200	24,600,835	0.003910	3.91
8	2005 for 2006	6,422,072,400	+445,035,500	24,011,046	25,241,135	0.003740	3.74
9	2006 for 2007	7,010,337,200	+588,264,800	25,920,292	27,171,822	0.003700	3.70
10	2007 for 2008	7,478,344,900	+468,007,700	26,900,533	28,197,561	0.003600	3.60
11	2008 for 2009	7,574,955,100	+96,610,200	28,213,018	29,533,251	0.003725	3.73
12	2009 for 2010	7,750,936,600	+175,981,500	28,948,785	30,302,745	0.003735	3.74
13	2010 for 2011	7,681,814,500	-69,122,100	29,489,345	30,836,039	0.003839	3.84
14	2011 for 2012	7,630,015,700	-51,798,800	29,489,345	30,826,469	0.003865	3.87
15	2012 for 2013	7,710,762,800	+80,747,100	29,839,209	31,193,028	0.003870	3.87
16	2013 for 2014	7,809,766,300	+99,003,500	30,947,346	32,315,811	0.003963	3.96

**TABLE II  
COMPARISON FOR INCREASES OR DECREASES FOR SAME PERIOD**

Year No	Assessment Period for Budget Year	Assessment Difference Based on Previous Year	Percent Change From Previous Year	County Tax Levy Diff.	Percent Change	Mill Rate \$ Difference	Percent Change
1	1998 for 1999	+232,048,700	+6.40	+964,889	+7.66	+04	+1.15
2	1999 for 2000	+271,638,000	+7.04	+1,902,201	+14.03	+23	+6.55
3	2000 for 2001	+268,571,400	+6.50	+2,250,212	+14.56	+28	+7.49
4	2001 for 2002	+294,641,400	+6.70	+1,205,509	+6.81	+01	+25
5	2002 for 2003	+364,690,800	+7.77	+1,152,642	+6.09	-06	-1.49
6	2003 for 2004	+436,998,500	+8.64	+1,413,740	+7.05	-06	-1.51
7	2004 for 2005	+480,543,700	+8.74	+1,898,076	+8.84	+00	+00
8	2005 for 2006	+445,035,500	+7.45	+632,846	+2.71	-17	-4.35
9	2006 for 2007	+588,264,800	+9.16	+1,909,246	+7.95	-04	-1.07
10	2007 for 2008	+468,007,700	+6.68	+980,241	+3.78	-10	-2.70
11	2008 for 2009	+96,610,200	+1.29	+1,312,485	+4.88	+13	+3.61
12	2009 for 2010	+175,981,500	+2.32	+735,767	+2.61	+01	+27
13	2010 for 2011	-69,122,100	-89	+540,560	+1.87	+10	+2.67
14	2011 for 2012	-51,798,800	-67	+0	+00	+03	+78
15	2012 for 2013	+80,747,100	+1.06	+349,864	+1.19	+00	+00
16	2013 for 2014	+99,003,500	+1.28	+1,108,137	+3.71	+09	+2.33

County Tax Levy includes La Crosse County Library and Winding Rivers Library Systems. County Library and WRLS are not assessed to the City of La Crosse.

# Apportionment - 2014 County Budget



- Tn of Bangor 0.6%
- Tn of Barre 1.3%
- Tn of Burns 1.0%
- Tn of Campbell 4.3%
- Tn of Farmington 2.0%
- Tn of Greenfield 2.0%
- Tn of Hamilton 2.8%
- Tn of Holland 4.0%
- Tn of Medary 1.8%
- Tn of Onalaska 5.8%
- Tn of Shelby 4.9%
- Tn of Washington 0.6%
- Vil of Bangor 0.9%
- Vil of Holmen 6.9%
- Vil of Rockland 0.3%
- Vil of West Salem 4.1%
- City of La Crosse 34.8%
- City of Onalaska 21.9%

La Crosse County 2014 Budget  
12/3/2013 15:11

Org/Fund	Department	2013 Budgeted Expenses	2013 Budgeted Revenues	(From)/To Fund Balance, Borrowing or Other Sources	2013 Board Approved	2014 Budgeted Expenses	2014 Budgeted Revenues	(From)/To Fund Balance, Borrowing or Other Sources	2014 Board Approved	Increase (Decrease) in Levy
1063	G.F. Contingency	650,000	-	(500,000)	150,000	591,012	-	(200,000)	591,012	441,012
1049	Retirees Insurance	400,000	-	(400,000)	-	450,000	-	(365,840)	250,000	250,000
900	Human Services (excluding MVHS)	33,268,090	22,825,938	(859,170)	9,582,982	35,444,732	25,327,910	(365,840)	9,750,982	168,000
1064	Non-Department (incl State Chrgs)	718,994	14,697,967	(747,458)	(14,726,431)	323,752	14,692,296	(235,000)	(14,603,544)	122,887
1101	LEDC	2,330,596	-	(31,000)	2,299,596	2,429,618	100	(23,000)	2,406,518	106,922
1001	Courts	2,513,603	1,139,000	(60,000)	1,314,603	2,548,955	1,103,500	(60,000)	1,385,455	70,852
300	Highway	13,086,806	5,061,371	(5,323,354)	2,702,081	11,624,583	4,986,245	(3,871,507)	2,766,831	64,750
1075	Medical Exam	158,942	116,540	-	42,402	224,049	128,140	-	95,909	53,507
1125	Jail	6,473,323	547,212	-	5,926,111	6,525,917	547,200	-	5,978,717	52,606
1073	D.A.	673,422	65,150	-	608,272	703,270	65,150	-	638,120	29,848
1005	County Clerk	215,034	44,210	-	170,824	242,092	44,210	-	197,882	27,058
1006	Elections	107,252	10,525	(23,800)	72,927	109,887	11,025	-	98,862	25,935
1048	Personnel	620,473	-	-	620,473	641,866	-	-	641,866	21,393
1096	Zoning	803,025	141,199	-	661,826	804,950	122,700	-	682,250	20,424
1008	Document Graphic Svcs	57,465	55,500	-	1,965	43,674	25,000	-	18,674	16,709
1120	Sheriff - Patrol	4,674,701	241,900	-	4,432,801	4,697,820	223,000	(30,000)	4,444,820	12,019
1003	Cnty Bd/Board Chair	302,632	-	-	302,632	307,389	-	-	307,389	4,757
1007	Family Court Commissioner	151,236	13,000	-	138,236	154,408	13,360	-	141,048	2,812
1058	External Audit	67,620	44,550	-	23,070	70,330	46,491	-	23,839	769
1017	Child Support	951,777	867,246	-	84,531	969,796	884,622	-	85,174	643
680	Household Haz. Materials	417,383	279,350	(23,033)	115,000	455,725	291,227	(48,921)	115,577	-
700	Aging/Elderly Services	1,909,740	1,447,370	(182,135)	280,237	1,768,194	1,305,611	(182,346)	280,237	-
9290	HS Lakeview (MVHS)	1,973,900	354,969	-	1,618,931	1,746,323	25,000	(102,392)	1,618,931	-
130	MEG	147,689	147,689	-	-	162,140	161,868	(272)	-	-
255	Business Park	232,069	208,915	(23,154)	-	673,649	217,523	(456,126)	-	-
260	Land Recording	227,478	170,300	(57,178)	-	248,255	171,000	(77,255)	-	-
270	Special Assessment Jail	150,000	150,000	-	-	132,000	132,000	-	-	-
340	Carrroll Heights	300,674	352,700	52,026	-	326,684	307,400	(19,284)	-	-
345	Hillview Terrace	903,034	989,809	86,775	-	884,416	964,017	79,601	-	-
350	Hillview	15,409,217	14,945,217	(464,000)	-	15,899,972	15,277,362	(622,610)	-	-
400	Lakeview	11,740,582	11,740,582	-	-	11,100,702	10,957,702	(143,000)	-	-
490	Lakeview Capital Assets	281,000	281,000	-	-	11,780,000	280,000	(15,500,000)	-	-
650	Solid Waste	10,464,607	10,125,907	(338,700)	-	13,898,023	11,033,141	(2,864,882)	-	-
690	Old Landfill	170,606	14,000	(156,606)	-	176,204	-	(176,204)	-	-
1023	WNEP	3,997	-	-	3,997	3,997	-	-	3,997	-
1050	Unemployment Comp	69,500	44,500	-	25,000	69,500	44,500	-	25,000	-
1054	Historical Society	25,000	-	-	25,000	25,000	-	-	25,000	-
1055	Section 125	11,500	-	-	11,500	11,500	-	-	11,500	-
1060	Harbor Commission	17,925	17,925	-	-	17,925	17,925	-	-	-
1061	Economic Development	329,232	3,420	(325,812)	-	315,851	1,920	(313,931)	-	-
1066	Jeans Day	8,000	8,000	-	-	8,000	8,000	-	-	-
1077	Occupational Health	205,268	21,500	(183,768)	-	224,673	25,670	(199,003)	-	-
1097	MPO	200,132	200,132	-	-	290,500	291,356	856	-	-
720	WMMMC	100,700	85,800	(14,900)	-	100,500	85,500	(15,000)	-	-
7750	Workers Comp	435,081	435,081	-	-	435,520	435,520	-	-	-
225-240	Revolving Loans	125,714	125,714	-	-	148,407	148,407	-	-	-
2310	Small City Housing Grant	-	-	-	-	1,894,100	1,894,100	-	-	-
420-432	Lakeview - Other Entities	1,883,492	2,126,797	243,305	-	2,409,249	2,475,641	66,392	-	-
1057	Historic Sites	2,360	-	-	2,360	2,340	-	-	2,340	(20)
1115	Emerg. Svcs - SARA Hazmat	95,039	32,000	63,039	63,039	95,603	35,556	(2,992)	60,047	(2,992)
1110	Emergency Mgmt	101,008	63,364	37,644	37,644	97,722	65,282	(32,440)	32,440	(5,204)
1090-1091	Veterans	256,001	13,000	243,001	243,001	248,991	13,000	(235,991)	235,991	(7,010)
1011	Mediation & Family Court Svcs	207,617	35,150	172,467	172,467	199,998	35,250	(164,748)	164,748	(7,719)
1022	Extension	466,195	28,423	437,772	437,772	446,991	20,445	(426,546)	426,546	(11,226)
1016	Corporation Counsel	451,918	-	-	451,918	440,398	-	-	440,398	(11,520)

Org/Fund	Department	2013 Budgeted Expenses	2013 Budgeted Revenues	(From)/To Fund Balance, Borrowing or Other Sources	2013 Board Approved	2014 Budgeted Expenses	2014 Budgeted Revenues	(From)/To Fund Balance, Borrowing or Other Sources	2014 Board Approved	Increase (Decrease) in Levy
1021	Land Conservation	749,172	325,816		423,356	800,598	369,853	(20,000)	410,745	(12,611)
1009	Register of Deeds	420,688	735,000	(49,594)	(363,906)	437,790	760,000	(54,309)	(376,519)	(12,613)
1131-1149	Facilities	3,310,790	761,461	(50,000)	2,499,329	4,255,159	838,044	(932,100)	2,485,015	(14,314)
1040	I.T.	2,294,546	25,541	(44,200)	2,224,805	2,313,757	39,877	(65,500)	2,208,380	(16,425)
1015	County Administrator	295,730	-	(5,000)	290,730	272,430	-	(20,000)	272,430	(18,300)
1072	Victim Witness	228,183	90,560	(20,000)	117,623	216,904	105,924	-	90,980	(26,643)
1025	Insurance	302,400	-		302,400	269,465	-		269,465	(32,935)
800	Health	5,115,708	3,047,194	(30,303)	2,038,211	4,815,189	2,713,910	(100,624)	2,000,655	(37,556)
1046	Finance	1,025,211	4,000		1,021,211	987,553	4,000		983,553	(37,658)
1065	Treasurer	220,664	828,350		(607,686)	223,735	898,350		(674,615)	(66,929)
1052	Indirect Cost	7,650	1,419,937		(1,412,287)	7,650	1,501,423		(1,493,773)	(81,486)
Summary	From Self-Ins Fund Balance		(250,000)		(250,000)				(606,502)	(356,502)
<b>TOTAL OPERATING</b>		<b>131,519,391</b>	<b>97,557,781</b>	<b>(9,781,057)</b>	<b>24,180,553</b>	<b>154,247,382</b>	<b>102,174,253</b>	<b>(27,158,759)</b>	<b>24,914,370</b>	<b>733,817</b>
5500	Library	1,751,623	86,372		1,665,251	1,819,824	84,603	(28,000)	1,707,221	41,970
1062	WRLS	15,921			15,921	18,821			18,821	2,900
<b>TOTAL LIBRARY</b>		<b>1,767,544</b>	<b>86,372</b>	<b>-</b>	<b>1,681,172</b>	<b>1,838,645</b>	<b>84,603</b>	<b>(28,000)</b>	<b>1,726,042</b>	<b>44,870</b>
1750-1790	Refundings & LEC Debt	4,423,199	445,715		3,977,484	5,267,764	960,830		4,306,934	329,450
<b>TOTAL DEBT</b>		<b>4,423,199</b>	<b>445,715</b>	<b>-</b>	<b>3,977,484</b>	<b>5,267,764</b>	<b>960,830</b>	<b>-</b>	<b>4,306,934</b>	<b>329,450</b>
<b>TOTAL COUNTY LEVY</b>		<b>137,710,134</b>	<b>98,089,868</b>	<b>(9,781,057)</b>	<b>29,839,209</b>	<b>161,353,791</b>	<b>103,219,686</b>	<b>(27,186,759)</b>	<b>30,947,346</b>	<b>1,108,137</b>
Summary	State Forestry Tax	1,353,819			1,353,819	1,368,465			1,368,465	14,646
<b>TOTAL STATE &amp; COUNTY TAX</b>		<b>139,063,953</b>	<b>98,089,868</b>	<b>(9,781,057)</b>	<b>31,193,028</b>	<b>162,722,256</b>	<b>103,219,686</b>	<b>(27,186,759)</b>	<b>32,315,811</b>	<b>1,122,783</b>
Operating Levy					24,180,553				24,914,370	3.03%
Library & WRLS					1,681,172				1,726,042	2.67%
Debt Service					3,977,484				4,306,934	8.28%
Total Levy w/New Debt					<b>29,839,209</b>				<b>30,947,346</b>	<b>3.71%</b>

MILL RATE COMPARISON			
	2012	2013	2014
Operating	3.126	3.136	3.190
Library	0.217	0.218	0.221
Debt	0.521	0.516	0.5515
Total Mill Rate	3.865	3.870	3.963

Comparison of Equalized Values			
	2012	2013	2014
Equalized Value (less TID Incr)	7,630,015,700	7,710,762,800	7,809,766,300
% of Incr over Prev. Year	-0.67%	1.06%	1.28%

Increase (Decrease) necessary to meet:	
2013 Levy	2013 Levy (733,817)
2014 Allowable due to Net New Construction	(422,371)
2014 Allowable plus Prior Yr Unused Levy	-
Allowable Increase	2013 Oper Levy 24,180,553 + 1.29% New Const + 311,446 Pr Yr Unused Levy +422,371 24,914,370

Comparison of Gross Expenditures			
	2013	2014	Percent of Increase over 2014
Gross Expenditures	137,710,134	161,353,791	
<b>TOTAL GROSS EXPENDITURES</b>	<b>137,710,134</b>	<b>161,353,791</b>	<b>17.17%</b>



**La Crosse County  
2014 Budget Summary**

	2011 Actual	2012 Actual	2013 Adopted	2013 Estimate	2014 Adopted
<b>CONSOLIDATED COURTS</b>					
Revenues	1,088,596	1,130,115	1,139,000	1,052,842	1,103,500
From General Fund	0	0	60,000	60,000	60,000
<b>Total Revenues / Sources</b>	<b>1,088,596</b>	<b>1,130,115</b>	<b>1,199,000</b>	<b>1,112,842</b>	<b>1,163,500</b>
Salary & Fringe Expense	1,560,759	1,587,055	1,647,938	1,628,380	1,684,065
Operating Expense	764,476	881,320	805,665	809,488	804,890
Capital Expense	0	0	60,000	60,000	60,000
<b>Total Expenses / Uses</b>	<b>2,325,235</b>	<b>2,468,375</b>	<b>2,513,603</b>	<b>2,497,868</b>	<b>2,548,955</b>
<b>Net Funding</b>	<b>1,236,639</b>	<b>1,338,260</b>	<b>1,314,603</b>	<b>1,385,026</b>	<b>1,385,455</b>
<b>COUNTY BOARD/BOARD CHAIR</b>					
<b>Total Revenues / Sources</b>	<b>0</b>	<b>0</b>	<b>0</b>	<b>0</b>	<b>0</b>
Salary & Fringe Expense	275,540	235,334	236,467	237,270	241,224
Operating Expense	51,276	44,709	66,165	45,575	66,165
Capital Expense	0	0	0	0	0
<b>Total Expenses / Uses</b>	<b>326,816</b>	<b>280,043</b>	<b>302,632</b>	<b>282,845</b>	<b>307,389</b>
<b>Net Funding</b>	<b>326,816</b>	<b>280,043</b>	<b>302,632</b>	<b>282,845</b>	<b>307,389</b>
<b>COUNTY CLERK</b>					
<b>Total Revenues / Sources</b>	<b>45,954</b>	<b>50,178</b>	<b>44,210</b>	<b>45,460</b>	<b>44,210</b>
Salary & Fringe Expense	252,376	266,058	273,661	273,665	282,254
Operating Expense	(47,314)	(54,978)	(58,627)	(13,089)	(40,162)
Capital Expense	0	0	0	0	0
<b>Total Expenses / Uses</b>	<b>205,062</b>	<b>211,080</b>	<b>215,034</b>	<b>260,576</b>	<b>242,092</b>
<b>Net Funding</b>	<b>159,108</b>	<b>160,902</b>	<b>170,824</b>	<b>215,116</b>	<b>197,882</b>
<b>ELECTIONS</b>					
Revenues	18,738	23,680	10,525	8,769	11,025
From General Fund	0	0	23,800	0	0
<b>Total Revenues / Sources</b>	<b>18,738</b>	<b>23,680</b>	<b>34,325</b>	<b>8,769</b>	<b>11,025</b>
Salary & Fringe Expense	0	0	0	0	0
Operating Expense	112,823	140,056	107,252	49,265	109,887
Capital Expense	0	0	0	17,900	0
<b>Total Expenses / Uses</b>	<b>112,823</b>	<b>140,056</b>	<b>107,252</b>	<b>67,165</b>	<b>109,887</b>
<b>Net Funding</b>	<b>94,085</b>	<b>116,376</b>	<b>72,927</b>	<b>58,396</b>	<b>98,862</b>
<b>FAMILY COURT COMMISSIONER</b>					
<b>Total Revenues / Sources</b>	<b>13,993</b>	<b>13,048</b>	<b>13,000</b>	<b>13,180</b>	<b>13,360</b>
Salary & Fringe Expense	190,894	191,399	195,036	195,240	198,208
Operating Expense	(45,220)	(44,357)	(43,800)	(46,050)	(43,800)
Capital Expense	0	0	0	0	0
<b>Total Expenses / Uses</b>	<b>145,674</b>	<b>147,042</b>	<b>151,236</b>	<b>149,190</b>	<b>154,408</b>
<b>Net Funding</b>	<b>131,681</b>	<b>133,994</b>	<b>138,236</b>	<b>136,010</b>	<b>141,048</b>

	2011 Actual	2012 Actual	2013 Adopted	2013 Estimate	2014 Adopted
<b>DOCUMENT GRAPHIC SERVICES</b>					
<b>Total Revenues / Sources</b>	<b>43,903</b>	<b>19,185</b>	<b>55,500</b>	<b>30,000</b>	<b>25,000</b>
Salary & Fringe Expense	254,096	223,353	228,516	227,637	198,682
Operating Expense	(133,015)	(192,064)	(192,260)	(195,030)	(155,008)
Capital Expense	13,009	13,720	21,209	15,053	0
<b>Total Expenses / Uses</b>	<b>134,090</b>	<b>45,009</b>	<b>57,465</b>	<b>47,660</b>	<b>43,674</b>
<b>Net Funding</b>	<b>90,187</b>	<b>25,824</b>	<b>1,965</b>	<b>17,660</b>	<b>18,674</b>
<b>REGISTER OF DEEDS</b>					
Revenues	747,081	880,925	735,000	800,000	760,000
From GF Redaction Reserve	0	0	49,594	49,594	54,309
<b>Total Revenues / Sources</b>	<b>747,081</b>	<b>880,925</b>	<b>784,594</b>	<b>849,594</b>	<b>814,309</b>
Salary & Fringe Expense	297,839	296,608	305,012	307,265	322,899
Operating Expense	17,531	103,800	115,676	115,075	114,891
Capital Expense	0	0	0	0	0
<b>Total Expenses / Uses</b>	<b>315,370</b>	<b>400,408</b>	<b>420,688</b>	<b>422,340</b>	<b>437,790</b>
<b>Net Funding</b>	<b>(431,711)</b>	<b>(480,517)</b>	<b>(363,906)</b>	<b>(427,254)</b>	<b>(376,519)</b>
<b>MEDIATION-FAM COURT SVCS.</b>					
<b>Total Revenues / Sources</b>	<b>29,390</b>	<b>32,289</b>	<b>35,150</b>	<b>35,250</b>	<b>35,250</b>
Salary & Fringe Expense	207,921	211,677	202,417	206,084	196,398
Operating Expense	2,471	601	5,200	5,244	3,600
Capital Expense	0	0	0	0	0
<b>Total Expenses / Uses</b>	<b>210,392</b>	<b>212,278</b>	<b>207,617</b>	<b>211,328</b>	<b>199,998</b>
<b>Net Funding</b>	<b>181,002</b>	<b>179,989</b>	<b>172,467</b>	<b>176,078</b>	<b>164,748</b>
<b>COUNTY ADMINISTRATOR</b>					
Revenue	0	106	0	0	0
Carry Forward from Prior Year	4,000	0	5,000	5,000	0
<b>Total Revenues / Sources</b>	<b>4,000</b>	<b>106</b>	<b>5,000</b>	<b>5,000</b>	<b>0</b>
Salary & Fringe Expense	267,781	275,084	290,108	290,245	274,053
Operating Expense	13,863	12,733	5,622	4,922	(1,623)
Capital Expense					
<b>Total Expenses / Uses</b>	<b>281,644</b>	<b>287,817</b>	<b>295,730</b>	<b>295,167</b>	<b>272,430</b>
<b>Net Funding</b>	<b>277,644</b>	<b>287,711</b>	<b>290,730</b>	<b>290,167</b>	<b>272,430</b>
<b>CORPORATION COUNSEL</b>					
<b>Total Revenues / Sources</b>	<b>310</b>	<b>230</b>	<b>0</b>	<b>0</b>	<b>0</b>
Salary & Fringe Expense	470,837	425,055	440,268	470,850	514,083
Operating Expense	26,583	(13,242)	11,650	10,856	(73,685)
Capital Expense	0	0	0	0	0
<b>Total Expenses / Uses</b>	<b>497,420</b>	<b>411,813</b>	<b>451,918</b>	<b>481,706</b>	<b>440,398</b>
<b>Net Funding</b>	<b>497,110</b>	<b>411,583</b>	<b>451,918</b>	<b>481,706</b>	<b>440,398</b>

	2011 Actual	2012 Actual	2013 Adopted	2013 Estimate	2014 Adopted
<b>CHILD SUPPORT</b>					
<b>Total Revenues / Sources</b>	<b>829,907</b>	<b>847,670</b>	<b>867,246</b>	<b>872,246</b>	<b>884,622</b>
Salary & Fringe Expense	759,248	744,461	783,177	763,633	800,296
Operating Expense	157,598	157,477	168,600	169,500	169,500
Capital Expense	0	0	0	0	0
<b>Total Expenses / Uses</b>	<b>916,846</b>	<b>901,938</b>	<b>951,777</b>	<b>933,133</b>	<b>969,796</b>
<b>Net Funding</b>	<b>86,939</b>	<b>54,268</b>	<b>84,531</b>	<b>60,887</b>	<b>85,174</b>
<b>LAND CONSERVATION</b>					
Revenues	272,628	296,661	325,816	277,675	369,853
Carry Forward from Prior Year	0	0	0	0	20,000
From Land Records Fund Balance	20,000	0	0	0	0
<b>Total Revenues / Sources</b>	<b>292,628</b>	<b>296,661</b>	<b>325,816</b>	<b>277,675</b>	<b>389,853</b>
Salary & Fringe Expense	574,267	574,279	585,030	585,732	595,198
Operating Expense	109,730	108,980	164,142	138,500	205,400
Capital Expense	0	799	0	0	0
<b>Total Expenses / Uses</b>	<b>683,997</b>	<b>684,058</b>	<b>749,172</b>	<b>724,232</b>	<b>800,598</b>
<b>Net Funding</b>	<b>391,369</b>	<b>387,397</b>	<b>423,356</b>	<b>446,557</b>	<b>410,745</b>
<b>UNIVERSITY EXTENSION</b>					
<b>Total Revenues / Sources</b>	<b>18,235</b>	<b>21,424</b>	<b>28,423</b>	<b>28,376</b>	<b>20,445</b>
Salary & Fringe Expense	363,577	321,481	368,208	338,273	357,382
Operating Expense	72,569	101,740	97,987	135,084	89,609
Capital Expense	0	0	0	0	0
<b>Total Expenses / Uses</b>	<b>436,146</b>	<b>423,221</b>	<b>466,195</b>	<b>473,357</b>	<b>446,991</b>
<b>Net Funding</b>	<b>417,911</b>	<b>401,797</b>	<b>437,772</b>	<b>444,981</b>	<b>426,546</b>
<b>WI NUTR EDUCATION PROGRAM</b>					
<b>Total Revenues / Sources</b>	<b>0</b>	<b>0</b>	<b>0</b>	<b>0</b>	<b>0</b>
Salary & Fringe Expense	0	0	0	0	0
Operating Expense	2,070	3,345	3,997	3,997	3,997
Capital Expense	0	0	0	0	0
<b>Total Expenses / Uses</b>	<b>2,070</b>	<b>3,345</b>	<b>3,997</b>	<b>3,997</b>	<b>3,997</b>
<b>Net Funding</b>	<b>2,070</b>	<b>3,345</b>	<b>3,997</b>	<b>3,997</b>	<b>3,997</b>
<b>INSURANCE</b>					
<b>Total Revenues / Sources</b>	<b>0</b>	<b>0</b>	<b>0</b>	<b>0</b>	<b>0</b>
Salary & Fringe Expense	0	0	0	0	0
Operating Expense	212,646	244,699	302,400	254,357	269,465
Capital Expense	0	0	0	0	0
<b>Total Expenses / Uses</b>	<b>212,646</b>	<b>244,699</b>	<b>302,400</b>	<b>254,357</b>	<b>269,465</b>
<b>Net Funding</b>	<b>212,646</b>	<b>244,699</b>	<b>302,400</b>	<b>254,357</b>	<b>269,465</b>

	2011 Actual	2012 Actual	2013 Adopted	2013 Estimate	2014 Adopted
<b>INFORMATION TECHNOLOGY</b>					
Revenues	47,332	19,288	25,541	22,684	39,877
From Prior Year Carry Forwards	0	0	44,200	52,640	30,000
From GF Fund Balance	0	0	0	0	35,500
<b>Total Revenues / Sources</b>	<b>47,332</b>	<b>19,288</b>	<b>69,741</b>	<b>75,324</b>	<b>105,377</b>
Salary & Fringe Expense	1,665,212	1,547,905	1,695,221	1,678,991	1,778,714
Operating Expense	286,304	443,240	474,006	533,860	424,343
Capital Expense	50,171	100,884	125,319	149,574	110,700
<b>Total Expenses / Uses</b>	<b>2,001,687</b>	<b>2,092,029</b>	<b>2,294,546</b>	<b>2,362,425</b>	<b>2,313,757</b>
<b>Net Funding</b>	<b>1,954,355</b>	<b>2,072,741</b>	<b>2,224,805</b>	<b>2,287,101</b>	<b>2,208,380</b>
<b>FINANCE</b>					
<b>Total Revenues / Sources</b>	<b>4,096</b>	<b>3,870</b>	<b>4,000</b>	<b>4,000</b>	<b>4,000</b>
Salary & Fringe Expense	1,203,330	1,188,210	1,213,923	1,166,557	1,164,195
Operating Expense	(200,645)	(187,172)	(188,712)	(191,354)	(176,642)
Capital Expense	2,145	0	0	0	0
<b>Total Expenses / Uses</b>	<b>1,004,830</b>	<b>1,001,038</b>	<b>1,025,211</b>	<b>975,203</b>	<b>987,553</b>
<b>Net Funding</b>	<b>1,000,734</b>	<b>997,168</b>	<b>1,021,211</b>	<b>971,203</b>	<b>983,553</b>
<b>PERSONNEL</b>					
<b>Total Revenues / Sources</b>	<b>165</b>	<b>555</b>	<b>0</b>	<b>0</b>	<b>0</b>
Salary & Fringe Expense	598,522	562,105	572,025	576,322	593,868
Operating Expense	36,330	43,199	48,448	46,463	47,998
Capital Expense	0	0	0	0	0
<b>Total Expenses / Uses</b>	<b>634,852</b>	<b>605,304</b>	<b>620,473</b>	<b>622,785</b>	<b>641,866</b>
<b>Net Funding</b>	<b>634,687</b>	<b>604,749</b>	<b>620,473</b>	<b>622,785</b>	<b>641,866</b>
<b>RETIREEES INSURANCE</b>					
Revenues	0	0	0	0	0
From Salary Contingency	354,053	353,931	400,000	400,000	200,000
<b>Total Revenues / Sources</b>	<b>354,053</b>	<b>353,931</b>	<b>400,000</b>	<b>400,000</b>	<b>200,000</b>
Salary & Fringe Expense	354,053	353,931	400,000	450,000	450,000
Operating Expense	0	0	0	0	0
Capital Expense	0	0	0	0	0
<b>Total Expenses / Uses</b>	<b>354,053</b>	<b>353,931</b>	<b>400,000</b>	<b>450,000</b>	<b>450,000</b>
<b>Net Funding</b>	<b>0</b>	<b>0</b>	<b>0</b>	<b>50,000</b>	<b>250,000</b>
<b>UNEMPLOYMENT COMP</b>					
<b>Total Revenues / Sources</b>	<b>54,368</b>	<b>35,357</b>	<b>44,500</b>	<b>44,500</b>	<b>44,500</b>
Salary & Fringe Expense	115,058	85,968	69,500	69,500	69,500
Operating Expense	0	13,274	0	0	0
Capital Expense	0	0	0	0	0
<b>Total Expenses / Uses</b>	<b>115,058</b>	<b>99,242</b>	<b>69,500</b>	<b>69,500</b>	<b>69,500</b>
<b>Net Funding</b>	<b>60,690</b>	<b>63,885</b>	<b>25,000</b>	<b>25,000</b>	<b>25,000</b>

	2011 Actual	2012 Actual	2013 Adopted	2013 Estimate	2014 Adopted
<b>INDIRECT COST CONTRACT</b>					
<b>Total Revenues / Sources</b>	<b>1,278,760</b>	<b>1,392,329</b>	<b>1,419,937</b>	<b>1,419,937</b>	<b>1,501,423</b>
Salary & Fringe Expense	0	0	0	0	0
Operating Expense	7,000	7,500	7,650	7,650	7,650
Capital Expense	0	0	0	0	0
<b>Total Expenses / Uses</b>	<b>7,000</b>	<b>7,500</b>	<b>7,650</b>	<b>7,650</b>	<b>7,650</b>
<b>Net Funding</b>	<b>(1,271,760)</b>	<b>(1,384,829)</b>	<b>(1,412,287)</b>	<b>(1,412,287)</b>	<b>(1,493,773)</b>
<b>HISTORICAL SOCIETIES</b>					
<b>Total Revenues / Sources</b>	<b>0</b>	<b>0</b>	<b>0</b>	<b>0</b>	<b>0</b>
Salary & Fringe Expense	0	0	0	0	0
Operating Expense	24,995	25,000	25,000	25,000	25,000
Capital Expense	0	0	0	0	0
<b>Total Expenses / Uses</b>	<b>24,995</b>	<b>25,000</b>	<b>25,000</b>	<b>25,000</b>	<b>25,000</b>
<b>Net Funding</b>	<b>24,995</b>	<b>25,000</b>	<b>25,000</b>	<b>25,000</b>	<b>25,000</b>
<b>SECTION 125</b>					
<b>Total Revenues / Sources</b>	<b>4,281</b>	<b>10,265</b>	<b>0</b>	<b>0</b>	<b>0</b>
Salary & Fringe Expense	0	0	0	0	0
Operating Expense	11,232	9,800	11,500	11,500	11,500
Capital Expense	0	0	0	0	0
<b>Total Expenses / Uses</b>	<b>11,232</b>	<b>9,800</b>	<b>11,500</b>	<b>11,500</b>	<b>11,500</b>
<b>Net Funding</b>	<b>6,951</b>	<b>(465)</b>	<b>11,500</b>	<b>11,500</b>	<b>11,500</b>
<b>HISTORIC SITES</b>					
<b>Total Revenues / Sources</b>	<b>4,000</b>	<b>3,500</b>	<b>0</b>	<b>0</b>	<b>0</b>
Salary & Fringe Expense	0	0	0	0	0
Operating Expense	5,334	4,592	2,360	2,360	2,340
Capital Expense	0	0	0	0	0
<b>Total Expenses / Uses</b>	<b>5,334</b>	<b>4,592</b>	<b>2,360</b>	<b>2,360</b>	<b>2,340</b>
<b>Net Funding</b>	<b>1,334</b>	<b>1,092</b>	<b>2,360</b>	<b>2,360</b>	<b>2,340</b>
<b>EXTERNAL AUDITING</b>					
<b>Total Revenues / Sources</b>	<b>43,425</b>	<b>43,700</b>	<b>44,550</b>	<b>44,700</b>	<b>46,491</b>
Salary & Fringe Expense	0	0	0	0	0
Operating Expense	65,400	66,290	67,620	67,620	70,330
Capital Expense	0	0	0	0	0
<b>Total Expenses / Uses</b>	<b>65,400</b>	<b>66,290</b>	<b>67,620</b>	<b>67,620</b>	<b>70,330</b>
<b>Net Funding</b>	<b>21,975</b>	<b>22,590</b>	<b>23,070</b>	<b>22,920</b>	<b>23,839</b>
<b>HARBOR COMMISSION</b>					
<b>Total Revenues / Sources</b>	<b>17,696</b>	<b>19,151</b>	<b>17,925</b>	<b>17,925</b>	<b>17,925</b>
Salary & Fringe Expense	0	0	0	0	0
Operating Expense	45,546	788	17,925	17,925	17,925
Capital Expense	0	0	0	0	0
<b>Total Expenses / Uses</b>	<b>45,546</b>	<b>788</b>	<b>17,925</b>	<b>17,925</b>	<b>17,925</b>
<b>Net Funding</b>	<b>27,850</b>	<b>(18,363)</b>	<b>0</b>	<b>0</b>	<b>0</b>

	2011 Actual	2012 Actual	2013 Adopted	2013 Estimate	2014 Adopted
<b><i>ECONOMIC DEVELOPMENT</i></b>					
Revenues	696	664	3,420	0	1,920
From Excess Sales Tax	246,975	263,738	325,812	330,722	312,681
From Self Insurance Health Fund	0	0	0	0	1,250
<b>Total Revenues / Sources</b>	<b>247,671</b>	<b>264,402</b>	<b>329,232</b>	<b>330,722</b>	<b>315,851</b>
Salary & Fringe Expense	88,789	89,845	91,428	91,536	95,894
Operating Expense	158,882	174,557	237,804	239,186	219,957
Capital Expense	0	0	0	0	0
<b>Total Expenses / Uses</b>	<b>247,671</b>	<b>264,402</b>	<b>329,232</b>	<b>330,722</b>	<b>315,851</b>
<b>Net Funding</b>	<b>0</b>	<b>0</b>	<b>0</b>	<b>0</b>	<b>0</b>
<b><i>WINDING RIVERS LIBRARY SYSTEM</i></b>					
<b>Total Revenues / Sources</b>	<b>0</b>	<b>0</b>	<b>0</b>	<b>0</b>	<b>0</b>
Salary & Fringe Expense	0	0	0	0	0
Operating Expense	15,921	15,921	15,921	15,921	18,821
Capital Expense	0	0	0	0	0
<b>Total Expenses / Uses</b>	<b>15,921</b>	<b>15,921</b>	<b>15,921</b>	<b>15,921</b>	<b>18,821</b>
<b>Net Funding</b>	<b>15,921</b>	<b>15,921</b>	<b>15,921</b>	<b>15,921</b>	<b>18,821</b>
<b><i>GENERAL FUND CONTINGENCY</i></b>					
Revenues	0	0	0	0	0
From General Fund	0	0	500,000	0	0
<b>Total Revenues / Sources</b>	<b>0</b>	<b>0</b>	<b>500,000</b>	<b>0</b>	<b>0</b>
Salary & Fringe Expense	0	0	0	0	0
Operating Expense	0	0	650,000	0	591,012
Capital Expense	0	0	0	0	0
<b>Total Expenses / Uses</b>	<b>0</b>	<b>0</b>	<b>650,000</b>	<b>0</b>	<b>591,012</b>
<b>Net Funding</b>	<b>0</b>	<b>0</b>	<b>150,000</b>	<b>0</b>	<b>591,012</b>
<b><i>NON-DEPARTMENTAL</i></b>					
Revenues	15,997,662	15,033,050	14,697,967	14,588,238	14,692,296
From Excess Sales Tax	25,000	25,000	25,000	25,000	25,000
From Interest Reserve Fund	320,691	314,371	422,489	422,489	210,000
From MVHS Cont Reserve	0	0	299,969	299,969	0
From Self Insurance Health Fund	250,000	250,000	250,000	250,000	606,502
<b>Total Revenues / Sources</b>	<b>16,593,353</b>	<b>15,622,421</b>	<b>15,695,425</b>	<b>15,585,696</b>	<b>15,533,798</b>
Salary & Fringe Expense	0	0	0	0	0
Operating Expense	129,389	124,827	718,994	722,183	323,752
Capital Expense	0	0	0	0	0
<b>Total Expenses / Uses</b>	<b>129,389</b>	<b>124,827</b>	<b>718,994</b>	<b>722,183</b>	<b>323,752</b>
<b>Net Funding</b>	<b>(16,463,964)</b>	<b>(15,497,594)</b>	<b>(14,976,431)</b>	<b>(14,863,513)</b>	<b>(15,210,046)</b>
<b><i>TREASURER</i></b>					
<b>Total Revenues / Sources</b>	<b>815,598</b>	<b>920,229</b>	<b>828,350</b>	<b>855,100</b>	<b>898,350</b>
Salary & Fringe Expense	196,906	194,127	189,216	189,838	193,680
Operating Expense	25,291	20,681	31,448	32,430	30,055
Capital Expense	0	0	0	0	0
<b>Total Expenses / Uses</b>	<b>222,197</b>	<b>214,808</b>	<b>220,664</b>	<b>222,268</b>	<b>223,735</b>
<b>Net Funding</b>	<b>(593,401)</b>	<b>(705,421)</b>	<b>(607,686)</b>	<b>(632,832)</b>	<b>(674,615)</b>

	2011 Actual	2012 Actual	2013 Adopted	2013 Estimate	2014 Adopted
<b>JEAN'S DAY</b>					
<b>Total Revenues / Sources</b>	<b>8,326</b>	<b>7,908</b>	<b>8,000</b>	<b>8,000</b>	<b>8,000</b>
Salary & Fringe Expense	0	0	0	0	0
Operating Expense	8,326	7,908	8,000	8,000	8,000
Capital Expense	0	0	0	0	0
<b>Total Expenses / Uses</b>	<b>8,326</b>	<b>7,908</b>	<b>8,000</b>	<b>8,000</b>	<b>8,000</b>
<b>Net Funding</b>	<b>0</b>	<b>0</b>	<b>0</b>	<b>0</b>	<b>0</b>
<b>VICTIM-WITNESS SERVICE</b>					
Revenues	101,016	93,101	90,560	90,560	105,924
From General Fund	20,000	20,000	20,000	20,000	20,000
<b>Total Revenues / Sources</b>	<b>121,016</b>	<b>113,101</b>	<b>110,560</b>	<b>110,560</b>	<b>125,924</b>
Salary & Fringe Expense	199,100	194,499	205,282	176,324	189,110
Operating Expense	21,943	23,793	22,901	26,301	27,794
Capital Expense	0	0	0	0	0
<b>Total Expenses / Uses</b>	<b>221,043</b>	<b>218,292</b>	<b>228,183</b>	<b>202,625</b>	<b>216,904</b>
<b>Net Funding</b>	<b>100,027</b>	<b>105,191</b>	<b>117,623</b>	<b>92,065</b>	<b>90,980</b>
<b>D.A. PROSECUTION</b>					
<b>Total Revenues / Sources</b>	<b>68,555</b>	<b>57,626</b>	<b>65,150</b>	<b>65,419</b>	<b>65,150</b>
Salary & Fringe Expense	593,140	566,681	624,093	642,608	654,434
Operating Expense	78,019	85,448	49,329	49,029	48,836
Capital Expense	0	0	0	0	0
<b>Total Expenses / Uses</b>	<b>671,159</b>	<b>652,129</b>	<b>673,422</b>	<b>691,637</b>	<b>703,270</b>
<b>Net Funding</b>	<b>602,604</b>	<b>594,503</b>	<b>608,272</b>	<b>626,218</b>	<b>638,120</b>
<b>MEDICAL EXAMINER</b>					
<b>Total Revenues / Sources</b>	<b>102,075</b>	<b>104,277</b>	<b>116,540</b>	<b>128,140</b>	<b>128,140</b>
Salary & Fringe Expense	93,928	97,739	99,492	103,507	121,771
Operating Expense	57,541	47,418	59,450	84,550	102,278
Capital Expense	0	6,159	0	0	0
<b>Total Expenses / Uses</b>	<b>151,469</b>	<b>151,316</b>	<b>158,942</b>	<b>188,057</b>	<b>224,049</b>
<b>Net Funding</b>	<b>49,394</b>	<b>47,039</b>	<b>42,402</b>	<b>59,917</b>	<b>95,909</b>
<b>OCCUPATIONAL HEALTH</b>					
Revenues	21,344	22,846	21,500	21,500	25,670
From Self Insurance Health Fund	130,040	156,038	183,768	183,768	199,003
<b>Total Revenues / Sources</b>	<b>151,384</b>	<b>178,884</b>	<b>205,268</b>	<b>205,268</b>	<b>224,673</b>
Salary & Fringe Expense	0	0	0	0	0
Operating Expense	151,384	178,884	205,268	205,268	224,673
Capital Expense	0	0	0	0	0
<b>Total Expenses / Uses</b>	<b>151,384</b>	<b>178,884</b>	<b>205,268</b>	<b>205,268</b>	<b>224,673</b>
<b>Net Funding</b>	<b>0</b>	<b>0</b>	<b>0</b>	<b>0</b>	<b>0</b>

	2011 Actual	2012 Actual	2013 Adopted	2013 Estimate	2014 Adopted
<b>VETERANS SERVICE OFFICER</b>					
<b>Total Revenues / Sources</b>	<b>13,000</b>	<b>13,000</b>	<b>13,000</b>	<b>13,000</b>	<b>13,000</b>
Salary & Fringe Expense	205,003	216,163	223,531	223,446	216,521
Operating Expense	13,579	10,744	11,450	11,820	11,450
Capital Expense	0	0	0	0	0
<b>Total Expenses / Uses</b>	<b>218,582</b>	<b>226,907</b>	<b>234,981</b>	<b>235,266</b>	<b>227,971</b>
<b>Net Funding</b>	<b>205,582</b>	<b>213,907</b>	<b>221,981</b>	<b>222,266</b>	<b>214,971</b>
<b>VETERANS RELIEF</b>					
<b>Total Revenues / Sources</b>	<b>564</b>	<b>0</b>	<b>0</b>	<b>0</b>	<b>0</b>
Salary & Fringe Expense	0	0	0	0	0
Operating Expense	18,434	18,430	21,020	21,020	21,020
Capital Expense	0	0	0	0	0
<b>Total Expenses / Uses</b>	<b>18,434</b>	<b>18,430</b>	<b>21,020</b>	<b>21,020</b>	<b>21,020</b>
<b>Net Funding</b>	<b>17,870</b>	<b>18,430</b>	<b>21,020</b>	<b>21,020</b>	<b>21,020</b>
<b>ZONE/PLAN/LAND INFO DEPT</b>					
<b>Total Revenues / Sources</b>	<b>144,822</b>	<b>146,187</b>	<b>141,199</b>	<b>112,728</b>	<b>122,700</b>
Salary & Fringe Expense	811,972	755,736	848,186	813,439	854,169
Operating Expense	(70,498)	(73,692)	(45,161)	(55,884)	(49,219)
Capital Expense	0	0	0	0	0
<b>Total Expenses / Uses</b>	<b>741,474</b>	<b>682,044</b>	<b>803,025</b>	<b>757,555</b>	<b>804,950</b>
<b>Net Funding</b>	<b>596,652</b>	<b>535,857</b>	<b>661,826</b>	<b>644,827</b>	<b>682,250</b>
<b>METROPOLITAN PLANNING ORG</b>					
Revenues	285,683	288,475	200,132	257,220	291,356
From MPO Reserves	0	7,711	0	0	0
<b>Total Revenues / Sources</b>	<b>285,683</b>	<b>296,186</b>	<b>200,132</b>	<b>257,220</b>	<b>291,356</b>
Salary & Fringe Expense	168,429	166,306	170,612	170,747	173,790
Operating Expense	98,592	129,880	29,520	86,405	116,710
Capital Expense	0	0	0	0	0
<b>Total Expenses / Uses</b>	<b>267,021</b>	<b>296,186</b>	<b>200,132</b>	<b>257,152</b>	<b>290,500</b>
<b>Net Revenues/Expenses</b>	<b>(18,662)</b>	<b>0</b>	<b>0</b>	<b>(68)</b>	<b>(856)</b>
To MPO Reserves	18,662	0	0	68	856
<b>Net Funding</b>	<b>0</b>	<b>0</b>	<b>0</b>	<b>0</b>	<b>0</b>
<b>EMERG SVCS PUBLIC COMM.</b>					
Revenues	141	16,513	0	0	100
From General Fund	137,512	111,000	31,000	30,000	23,000
<b>Total Revenues / Sources</b>	<b>137,653</b>	<b>127,513</b>	<b>31,000</b>	<b>30,000</b>	<b>23,100</b>
Salary & Fringe Expense	2,144,905	2,060,541	2,116,101	2,171,591	2,225,956
Operating Expense	153,813	153,626	183,495	177,769	180,662
Capital Expense	137,512	169,159	31,000	30,000	23,000
<b>Total Expenses / Uses</b>	<b>2,436,230</b>	<b>2,383,326</b>	<b>2,330,596</b>	<b>2,379,360</b>	<b>2,429,618</b>
<b>Net Funding</b>	<b>2,298,577</b>	<b>2,255,813</b>	<b>2,299,596</b>	<b>2,349,360</b>	<b>2,406,518</b>



	2011 Actual	2012 Actual	2013 Adopted	2013 Estimate	2014 Adopted
<b>EMERG SVCS - EMERG MGMT</b>					
<b>Total Revenues / Sources</b>	<b>127,338</b>	<b>170,500</b>	<b>63,364</b>	<b>67,034</b>	<b>65,282</b>
Salary & Fringe Expense	130,366	126,879	121,680	121,856	122,922
Operating Expense	23,890	44,662	(20,672)	(27,377)	(25,200)
Capital Expense	9,000	31,620	0	0	0
<b>Total Expenses / Uses</b>	<b>163,256</b>	<b>203,161</b>	<b>101,008</b>	<b>94,479</b>	<b>97,722</b>
<b>Net Funding</b>	<b>35,918</b>	<b>32,661</b>	<b>37,644</b>	<b>27,445</b>	<b>32,440</b>
<b>SARA EPCRA/HAZMAT</b>					
<b>Total Revenues / Sources</b>	<b>32,602</b>	<b>30,557</b>	<b>32,000</b>	<b>35,556</b>	<b>35,556</b>
Salary & Fringe Expense	0	0	0	0	0
Operating Expense	86,973	83,566	95,039	88,864	95,603
Capital Expense	0	0	0	0	0
<b>Total Expenses / Uses</b>	<b>86,973</b>	<b>83,566</b>	<b>95,039</b>	<b>88,864</b>	<b>95,603</b>
<b>Net Funding</b>	<b>54,371</b>	<b>53,009</b>	<b>63,039</b>	<b>53,308</b>	<b>60,047</b>
<b>LAW ENFORCEMENT SERVICES</b>					
Revenues	<b>346,792</b>	<b>215,725</b>	<b>241,900</b>	<b>215,216</b>	<b>223,000</b>
From General Fund	0	0	0	0	30,000
<b>Total Revenues / Sources</b>	<b>346,792</b>	<b>215,725</b>	<b>241,900</b>	<b>215,216</b>	<b>253,000</b>
Salary & Fringe Expense	4,166,278	4,057,477	4,099,766	4,155,608	4,110,559
Operating Expense	489,651	422,091	421,935	408,658	416,266
Capital Expense	171,770	180,917	153,000	160,100	170,995
<b>Total Expenses / Uses</b>	<b>4,827,699</b>	<b>4,660,485</b>	<b>4,674,701</b>	<b>4,724,366</b>	<b>4,697,820</b>
<b>Net Funding</b>	<b>4,480,907</b>	<b>4,444,760</b>	<b>4,432,801</b>	<b>4,509,150</b>	<b>4,444,820</b>
<b>JAIL</b>					
<b>Total Revenues / Sources</b>	<b>614,953</b>	<b>793,492</b>	<b>547,212</b>	<b>519,055</b>	<b>547,200</b>
Salary & Fringe Expense	4,789,685	4,701,266	4,831,843	4,833,556	4,873,158
Operating Expense	1,522,110	1,580,631	1,641,480	1,657,910	1,652,759
Capital Expense	0	0	0	0	0
<b>Total Expenses / Uses</b>	<b>6,311,795</b>	<b>6,281,897</b>	<b>6,473,323</b>	<b>6,491,466</b>	<b>6,525,917</b>
<b>Net Funding</b>	<b>5,696,842</b>	<b>5,488,405</b>	<b>5,926,111</b>	<b>5,972,411</b>	<b>5,978,717</b>
<b>FACILITIES DEPARTMENT</b>					
Revenues	831,757	727,218	761,461	837,317	838,044
From General Fund	0	0	50,000	0	76,300
From Borrowing	0	0	0	0	855,800
From Neshonoc Improvement Fund Balance	100,000	0	0	0	0
<b>Total Revenues / Sources</b>	<b>931,757</b>	<b>727,218</b>	<b>811,461</b>	<b>837,317</b>	<b>1,770,144</b>
Salary & Fringe Expense	1,707,774	1,731,405	1,809,338	1,851,216	1,885,526
Operating Expense	1,241,856	1,062,374	1,210,452	1,232,858	1,237,533
Capital Expense	293,024	324,419	291,000	241,000	1,132,100
<b>Total Expenses / Uses</b>	<b>3,242,654</b>	<b>3,118,198</b>	<b>3,310,790</b>	<b>3,325,074</b>	<b>4,255,159</b>
<b>Net Funding</b>	<b>2,310,897</b>	<b>2,390,980</b>	<b>2,499,329</b>	<b>2,487,757</b>	<b>2,485,015</b>

	2011 Actual	2012 Actual	2013 Adopted	2013 Estimate	2014 Adopted
<b>METRO ENFORCEMENT GROUP</b>					
Revenues	241,438	236,579	147,689	165,136	161,868
From MEG Reserves	2,189	23,975	0	0	272
<b>Total Revenues / Sources</b>	<b>243,627</b>	<b>260,554</b>	<b>147,689</b>	<b>165,136</b>	<b>162,140</b>
Salary & Fringe Expense	174,201	152,800	103,424	111,527	100,780
Operating Expense	53,393	89,229	36,765	46,109	59,360
Capital Expense	16,033	18,525	7,500	7,500	2,000
<b>Total Expenses / Uses</b>	<b>243,627</b>	<b>260,554</b>	<b>147,689</b>	<b>165,136</b>	<b>162,140</b>
<b>Net Funding</b>	<b>0</b>	<b>0</b>	<b>0</b>	<b>0</b>	<b>0</b>
<b>LEC JAIL ADDITION</b>					
<b>Total Revenues / Sources</b>	<b>2,680</b>	<b>0</b>	<b>0</b>	<b>0</b>	<b>0</b>
Salary & Fringe Expense	0	0	0	0	0
Operating Expense	440,475	0	0	0	0
Capital Expense	37,475	0	0	0	0
<b>Total Expenses / Uses</b>	<b>477,950</b>	<b>0</b>	<b>0</b>	<b>0</b>	<b>0</b>
<b>Net Funding</b>	<b>475,270</b>	<b>0</b>	<b>0</b>	<b>0</b>	<b>0</b>
<b>DEBT SERVICE</b>					
<b>Total Revenues / Sources</b>	<b>120,599</b>	<b>638,627</b>	<b>445,715</b>	<b>464,355</b>	<b>960,830</b>
Salary & Fringe Expense	0	0	0	0	0
Operating Expense	11,059,273	7,513,078	4,423,199	4,240,614	5,267,764
Capital Expense	0	0	0	0	0
<b>Total Expenses / Uses</b>	<b>11,059,273</b>	<b>7,513,078</b>	<b>4,423,199</b>	<b>4,240,614</b>	<b>5,267,764</b>
<b>Net Funding</b>	<b>10,938,674</b>	<b>6,874,451</b>	<b>3,977,484</b>	<b>3,776,259</b>	<b>4,306,934</b>
<b>COMPUTER REVOLVING LOAN</b>					
<b>Total Revenues / Sources</b>	<b>56,742</b>	<b>46,084</b>	<b>55,000</b>	<b>50,000</b>	<b>50,000</b>
Salary & Fringe Expense	0	0	0	0	0
Operating Expense	58,068	35,489	55,000	50,000	50,000
Capital Expense	0	0	0	0	0
<b>Total Expenses / Uses</b>	<b>58,068</b>	<b>35,489</b>	<b>55,000</b>	<b>50,000</b>	<b>50,000</b>
<b>Net Funding</b>	<b>1,326</b>	<b>(10,595)</b>	<b>0</b>	<b>0</b>	<b>0</b>
<b>BUSINESS DEVEL. FUND CDBG</b>					
<b>Total Revenues / Sources</b>	<b>4,634,484</b>	<b>80,202</b>	<b>62,976</b>	<b>90,669</b>	<b>90,669</b>
Salary & Fringe Expense	0	0	0	0	0
Operating Expense	4,508,997	18,905	62,976	700	90,669
Capital Expense	0	0	0	0	0
<b>Total Expenses / Uses</b>	<b>4,508,997</b>	<b>18,905</b>	<b>62,976</b>	<b>700</b>	<b>90,669</b>
<b>Net Funding</b>	<b>(125,487)</b>	<b>(61,297)</b>	<b>0</b>	<b>(89,969)</b>	<b>0</b>

	2011 Actual	2012 Actual	2013 Adopted	2013 Estimate	2014 Adopted
<b>CDBG SMALL CITY HOUSING</b>					
<b>Total Revenues / Sources</b>	<b>0</b>	<b>0</b>	<b>0</b>	<b>210,300</b>	<b>1,894,100</b>
Salary & Fringe Expense	0	0	0	0	0
Operating Expense	0	0	0	210,300	1,894,100
Capital Expense	0	0	0	0	0
<b>Total Expenses / Uses</b>	<b>0</b>	<b>0</b>	<b>0</b>	<b>210,300</b>	<b>1,894,100</b>
<b>Net Funding</b>	<b>0</b>	<b>0</b>	<b>0</b>	<b>0</b>	<b>0</b>
<b>BUSINESS DEVEL. FUND</b>					
<b>Total Revenues / Sources</b>	<b>7,095</b>	<b>9,675</b>	<b>7,738</b>	<b>7,738</b>	<b>7,738</b>
Salary & Fringe Expense	0	0	0	0	0
Operating Expense	10	10	7,738	40	7,738
Capital Expense	0	0	0	0	0
<b>Total Expenses / Uses</b>	<b>10</b>	<b>10</b>	<b>7,738</b>	<b>40</b>	<b>7,738</b>
<b>Net Funding</b>	<b>(7,085)</b>	<b>(9,665)</b>	<b>0</b>	<b>(7,698)</b>	<b>0</b>
<b>BUSINESS PARK</b>					
Revenues	264,449	185,468	208,915	193,872	217,523
From Borrowing	0	0	0	0	446,000
From Fund Balance	939,171	33,262	23,154	31,179	10,126
<b>Total Revenues / Sources</b>	<b>1,203,620</b>	<b>218,730</b>	<b>232,069</b>	<b>225,051</b>	<b>673,649</b>
Salary & Fringe Expense	0	0	0	0	0
Operating Expense	1,193,655	218,730	232,069	225,051	292,649
Capital Expense	9,965	0	0	0	381,000
<b>Total Expenses / Uses</b>	<b>1,203,620</b>	<b>218,730</b>	<b>232,069</b>	<b>225,051</b>	<b>673,649</b>
<b>Net Funding</b>	<b>0</b>	<b>0</b>	<b>0</b>	<b>0</b>	<b>0</b>
<b>CDBG FLOOD VICTIMS</b>					
<b>Total Revenues / Sources</b>	<b>247,232</b>	<b>544,990</b>	<b>0</b>	<b>0</b>	<b>0</b>
Salary & Fringe Expense	0	0	0	0	0
Operating Expense	247,232	544,991	0	0	0
Capital Expense	0	0	0	0	0
<b>Total Expenses / Uses</b>	<b>247,232</b>	<b>544,991</b>	<b>0</b>	<b>0</b>	<b>0</b>
<b>Net Funding</b>	<b>0</b>	<b>1</b>	<b>0</b>	<b>0</b>	<b>0</b>
<b>LAND RECORDING-INFO CENTER</b>					
Revenues	175,197	199,034	170,300	181,000	171,000
From Fund Balance	35,144	22,642	57,178	34,184	77,255
<b>Total Revenues / Sources</b>	<b>210,341</b>	<b>221,676</b>	<b>227,478</b>	<b>215,184</b>	<b>248,255</b>
Salary & Fringe Expense	0	0	0	0	0
Operating Expense	201,668	176,594	204,478	192,184	221,255
Capital Expense	8,672	45,082	23,000	23,000	27,000
<b>Total Expenses / Uses</b>	<b>210,340</b>	<b>221,676</b>	<b>227,478</b>	<b>215,184</b>	<b>248,255</b>
<b>Net Funding</b>	<b>(1)</b>	<b>0</b>	<b>0</b>	<b>0</b>	<b>0</b>

	2011 Actual	2012 Actual	2013 Adopted	2013 Estimate	2014 Adopted
<b><i>SPEC ASSMT-JAIL IMPRVMTS</i></b>					
Revenues	132,330	131,875	150,000	132,000	132,000
From Jail Improvement Fund Balance	43,655	5,557	0	17,963	0
<b>Total Revenues / Sources</b>	<b>175,985</b>	<b>137,432</b>	<b>150,000</b>	<b>149,963</b>	<b>132,000</b>
Salary & Fringe Expense	0	0	0	0	0
Operating Expense	110,382	137,432	150,000	149,963	132,000
Capital Expense	65,603	0	0	0	0
<b>Total Expenses / Uses</b>	<b>175,985</b>	<b>137,432</b>	<b>150,000</b>	<b>149,963</b>	<b>132,000</b>
<b>Net Funding</b>	<b>0</b>	<b>0</b>	<b>0</b>	<b>0</b>	<b>0</b>
<b><i>HIGHWAY DEPARTMENT</i></b>					
Revenues	5,305,213	4,660,529	5,061,371	5,577,575	4,986,245
From Fund Balance	190,372	1,083,178	341,886	314,814	871,507
From Borrowing	1,613,636	2,193,444	4,981,468	5,300,000	3,000,000
From Old Landfill Fund Balance	500,000	0	0	0	0
<b>Total Revenues / Sources</b>	<b>7,609,221</b>	<b>7,937,151</b>	<b>10,384,725</b>	<b>11,192,389</b>	<b>8,857,752</b>
Salary & Fringe Expense	4,417,112	4,046,406	4,249,431	4,128,067	4,590,239
Operating Expense	2,778,203	3,684,306	2,755,778	3,555,855	3,364,243
Capital Expense	2,878,078	2,462,553	6,081,597	5,886,528	3,670,101
<b>Total Expenses / Uses</b>	<b>10,073,393</b>	<b>10,193,265</b>	<b>13,086,806</b>	<b>13,570,450</b>	<b>11,624,583</b>
<b>Net Funding</b>	<b>2,464,172</b>	<b>2,256,114</b>	<b>2,702,081</b>	<b>2,378,061</b>	<b>2,766,831</b>
<b><i>CARROLL HEIGHTS APARTMENTS</i></b>					
Revenues	355,419	336,669	352,700	279,166	307,400
From Fund Balance	0	0	0	3,535	19,284
<b>Total Revenues / Sources</b>	<b>355,419</b>	<b>336,669</b>	<b>352,700</b>	<b>282,701</b>	<b>326,684</b>
Salary & Fringe Expense	71,909	46,935	53,421	53,379	56,855
Operating Expense	188,950	208,825	211,253	193,322	212,881
Capital Expense	58,000	0	36,000	36,000	56,948
<b>Total Expenses / Uses</b>	<b>318,859</b>	<b>255,760</b>	<b>300,674</b>	<b>282,701</b>	<b>326,684</b>
<b>Net Revenues/Expenses</b>	<b>(36,560)</b>	<b>(80,909)</b>	<b>(52,026)</b>	<b>0</b>	<b>0</b>
To Fund Balance	36,560	80,909	52,026	0	0
<b>Net Funding</b>	<b>0</b>	<b>0</b>	<b>0</b>	<b>0</b>	<b>0</b>
<b><i>HILL VIEW TERRACE</i></b>					
Revenues	41,201	855,244	989,809	966,596	964,017
From Fund Balance	107,836	0	0	0	0
From Self Insurance Health Fund	0	0	0	0	4,500
<b>Total Revenues / Sources</b>	<b>149,037</b>	<b>855,244</b>	<b>989,809</b>	<b>966,596</b>	<b>968,517</b>
Salary & Fringe Expense	28,976	361,342	421,425	386,420	431,757
Operating Expense	120,061	256,227	459,609	441,733	452,659
Capital Expense	0	5,321	22,000	22,000	0
<b>Total Expenses / Uses</b>	<b>149,037</b>	<b>622,890</b>	<b>903,034</b>	<b>850,153</b>	<b>884,416</b>
<b>Net Revenues/Expenses</b>	<b>0</b>	<b>(232,354)</b>	<b>(86,775)</b>	<b>(116,443)</b>	<b>(84,101)</b>
To Fund Balance	0	232,354	86,775	116,443	84,101
<b>Net Funding</b>	<b>0</b>	<b>0</b>	<b>0</b>	<b>0</b>	<b>0</b>

	2011 Actual	2012 Actual	2013 Adopted	2013 Estimate	2014 Adopted
<b>HILLVIEW HEALTH CARE CENTER</b>					
Revenues	15,657,908	15,942,276	14,945,217	15,409,076	15,277,362
From Fund Balance	38,831	0	464,000	552,989	424,109
From Self Insurance Health Fund	0	0	0	0	198,500
<b>Total Revenues / Sources</b>	<b>15,696,739</b>	<b>15,942,276</b>	<b>15,409,217</b>	<b>15,962,065</b>	<b>15,899,971</b>
Salary & Fringe Expense	12,058,761	12,090,521	12,183,971	12,074,988	12,611,779
Operating Expense	3,091,400	3,182,448	2,687,030	3,270,564	3,032,695
Capital Expense	546,578	435,627	538,216	616,513	255,497
<b>Total Expenses / Uses</b>	<b>15,696,739</b>	<b>15,708,596</b>	<b>15,409,217</b>	<b>15,962,065</b>	<b>15,899,971</b>
<b>Net Revenues/Expenses</b>	<b>0</b>	<b>(233,680)</b>	<b>0</b>	<b>0</b>	<b>0</b>
To Fund Balance	0	233,680	0	0	0
<b>Net Funding</b>	<b>0</b>	<b>0</b>	<b>0</b>	<b>0</b>	<b>0</b>

**LAKEVIEW AGENCY FUND**

Revenues	12,488,540	11,620,160	11,740,582	11,338,450	10,957,702
From Self Insurance Health Fund	0	0	0	0	143,000
<b>Total Revenues / Sources</b>	<b>12,488,540</b>	<b>11,620,160</b>	<b>11,740,582</b>	<b>11,338,450</b>	<b>11,100,702</b>
Salary & Fringe Expense	10,484,347	10,034,018	9,883,846	10,049,492	9,398,348
Operating Expense	2,004,193	1,586,142	1,856,736	1,288,958	1,702,354
Capital Expense	0	0	0	0	0
<b>Total Expenses / Uses</b>	<b>12,488,540</b>	<b>11,620,160</b>	<b>11,740,582</b>	<b>11,338,450</b>	<b>11,100,702</b>
<b>Net Funding</b>	<b>0</b>	<b>0</b>	<b>0</b>	<b>0</b>	<b>0</b>

**LAKEVIEW - OTHER ENTITIES**

Revenues	1,847,595	2,066,500	2,126,797	2,213,427	2,475,641
From Self Insurance Health Fund	0	0	0	0	27,251
<b>Total Revenues / Sources</b>	<b>1,847,595</b>	<b>2,066,500</b>	<b>2,126,797</b>	<b>2,213,427</b>	<b>2,502,892</b>
Salary & Fringe Expense	981,313	987,629	1,353,150	1,450,958	1,644,805
Operating Expense	568,016	918,547	530,342	673,876	764,444
Capital Expense	0	0	0	0	0
<b>Total Expenses / Uses</b>	<b>1,549,329</b>	<b>1,906,176</b>	<b>1,883,492</b>	<b>2,124,834</b>	<b>2,409,249</b>
<b>Net Revenues/Expenses</b>	<b>(298,266)</b>	<b>(160,324)</b>	<b>(243,305)</b>	<b>(88,593)</b>	<b>(93,643)</b>
To Fund Balance	298,266	160,324	243,305	88,593	93,643
<b>Net Funding</b>	<b>0</b>	<b>0</b>	<b>0</b>	<b>0</b>	<b>0</b>

**LAKEVIEW CAPITAL ASSETS**

Revenues	297,101	300,746	281,000	280,000	280,000
From Borrowing	0	0	0	0	15,500,000
<b>Total Revenues / Sources</b>	<b>297,101</b>	<b>300,746</b>	<b>281,000</b>	<b>280,000</b>	<b>15,780,000</b>
Salary & Fringe Expense	0	0	0	0	0
Operating Expense	0	300,746	181,000	195,400	195,400
Capital Expense	388,839	0	100,000	84,600	15,584,600
<b>Total Expenses / Uses</b>	<b>388,839</b>	<b>300,746</b>	<b>281,000</b>	<b>280,000</b>	<b>15,780,000</b>
<b>Net Funding</b>	<b>91,738</b>	<b>0</b>	<b>0</b>	<b>0</b>	<b>0</b>

	2011 Actual	2012 Actual	2013 Adopted	2013 Estimate	2014 Adopted
<b>LIBRARY</b>					
Revenues	92,398	128,727	86,372	83,397	84,603
From Fund Balance	0	0	0	587	28,000
<b>Total Revenues / Sources</b>	<b>92,398</b>	<b>128,727</b>	<b>86,372</b>	<b>83,984</b>	<b>112,603</b>
Salary & Fringe Expense	1,344,923	1,314,199	1,345,145	1,362,114	1,389,346
Operating Expense	374,627	405,610	406,478	406,792	407,478
Capital Expense	0	4,537	0	0	23,000
<b>Total Expenses / Uses</b>	<b>1,719,550</b>	<b>1,724,346</b>	<b>1,751,623</b>	<b>1,768,906</b>	<b>1,819,824</b>
<b>Net Revenues/Expenses</b>	<b>1,627,152</b>	<b>1,595,619</b>	<b>1,665,251</b>	<b>1,684,922</b>	<b>1,707,221</b>
To Fund Balance	0	35,642	0	0	0
<b>Net Funding</b>	<b>1,627,152</b>	<b>1,631,261</b>	<b>1,665,251</b>	<b>1,684,922</b>	<b>1,707,221</b>
<b>SOLID WASTE OPERATIONS</b>					
Revenues	10,487,106	10,070,554	10,125,907	10,915,488	11,033,141
From Fund Balance	0	0	338,700	73,705	2,856,632
From Self Insurance Health Fund	0	0	0	0	8,250
<b>Total Revenues / Sources</b>	<b>10,487,106</b>	<b>10,070,554</b>	<b>10,464,607</b>	<b>10,989,193</b>	<b>13,898,023</b>
Salary & Fringe Expense	513,615	563,519	593,432	594,912	631,196
Operating Expense	8,345,246	7,524,853	9,496,175	10,041,781	10,456,827
Capital Expense	66,797	9,843	375,000	352,500	2,810,000
<b>Total Expenses / Uses</b>	<b>8,925,658</b>	<b>8,098,215</b>	<b>10,464,607</b>	<b>10,989,193</b>	<b>13,898,023</b>
<b>Net Revenues/Expenses</b>	<b>(1,561,448)</b>	<b>(1,972,339)</b>	<b>0</b>	<b>0</b>	<b>0</b>
To Fund Balance	1,561,448	1,972,339	0	0	0
<b>Net Funding</b>	<b>0</b>	<b>0</b>	<b>0</b>	<b>0</b>	<b>0</b>
<b>HAZARDOUS MATL DISPOSAL</b>					
Revenues	341,214	282,061	279,350	299,138	291,227
From Fund Balance	0	0	23,033	0	48,921
<b>Total Revenues / Sources</b>	<b>341,214</b>	<b>282,061</b>	<b>302,383</b>	<b>299,138</b>	<b>340,148</b>
Salary & Fringe Expense	199,645	212,451	227,128	215,276	247,825
Operating Expense	194,523	174,275	180,255	171,597	167,900
Capital Expense	0	1,999	10,000	10,000	40,000
<b>Total Expenses / Uses</b>	<b>394,168</b>	<b>388,725</b>	<b>417,383</b>	<b>396,873</b>	<b>455,725</b>
<b>Net Revenues/Expenses</b>	<b>52,954</b>	<b>106,664</b>	<b>115,000</b>	<b>97,735</b>	<b>115,577</b>
To Fund Balance	60,364	7,975	0	17,265	0
<b>Net Funding</b>	<b>113,318</b>	<b>114,639</b>	<b>115,000</b>	<b>115,000</b>	<b>115,577</b>
<b>SOLID WASTE OLD LANDFILL</b>					
Revenues	18,534	6,138	14,000	0	0
From Fund Balance	155,396	155,004	156,606	179,606	176,204
<b>Total Revenues / Sources</b>	<b>173,930</b>	<b>161,142</b>	<b>170,606</b>	<b>179,606</b>	<b>176,204</b>
Salary & Fringe Expense	0	0	0	0	0
Operating Expense	173,930	161,142	170,606	179,606	176,204
Capital Expense	0	0	0	0	0
<b>Total Expenses / Uses</b>	<b>173,930</b>	<b>161,142</b>	<b>170,606</b>	<b>179,606</b>	<b>176,204</b>
<b>Net Funding</b>	<b>0</b>	<b>0</b>	<b>0</b>	<b>0</b>	<b>0</b>

	2011 Actual	2012 Actual	2013 Adopted	2013 Estimate	2014 Adopted
<b>COUNTY AGING UNIT</b>					
Revenues	1,515,912	1,440,512	1,447,370	1,324,239	1,305,611
From Aging Fund Balance	0	0	74,877	74,877	66,241
From 85.21 Restricted Fund Balance	0	0	33,000	46,555	49,865
From Estate Donation Fund	0	0	74,256	49,256	66,240
<b>Total Revenues / Sources</b>	<b>1,515,912</b>	<b>1,440,512</b>	<b>1,629,503</b>	<b>1,494,927</b>	<b>1,487,957</b>
Salary & Fringe Expense	661,389	661,706	731,336	736,645	728,791
Operating Expense	1,130,941	1,115,567	1,178,404	1,046,892	1,039,403
Capital Expense	0	0	0	0	0
<b>Total Expenses / Uses</b>	<b>1,792,330</b>	<b>1,777,273</b>	<b>1,909,740</b>	<b>1,783,537</b>	<b>1,768,194</b>
<b>Net Revenues/Expenses</b>	<b>276,418</b>	<b>336,761</b>	<b>280,237</b>	<b>288,610</b>	<b>280,237</b>
To 85.21 Restricted Fund Balance	7,000	6,999	0	0	0
<b>Net Funding</b>	<b>283,418</b>	<b>343,760</b>	<b>280,237</b>	<b>288,610</b>	<b>280,237</b>
<b>SELF-INSURANCE WMMIC</b>					
Revenues	6,650	87,185	85,800	85,500	85,500
From Fund Balance	34,242	150,433	14,900	15,000	15,000
<b>Total Revenues / Sources</b>	<b>40,892</b>	<b>237,618</b>	<b>100,700</b>	<b>100,500</b>	<b>100,500</b>
Salary & Fringe Expense	0	0	0	0	0
Operating Expense	40,892	237,618	100,700	100,500	100,500
Capital Expense	0	0	0	0	0
<b>Total Expenses / Uses</b>	<b>40,892</b>	<b>237,618</b>	<b>100,700</b>	<b>100,500</b>	<b>100,500</b>
<b>Net Funding</b>	<b>0</b>	<b>0</b>	<b>0</b>	<b>0</b>	<b>0</b>
<b>SELF INS WORKERS COMP</b>					
<b>Total Revenues / Sources</b>	<b>315,034</b>	<b>280,812</b>	<b>435,081</b>	<b>367,165</b>	<b>435,520</b>
Salary & Fringe Expense	0	0	0	0	0
Operating Expense	315,034	280,812	435,081	367,165	435,520
Capital Expense	0	0	0	0	0
<b>Total Expenses / Uses</b>	<b>315,034</b>	<b>280,812</b>	<b>435,081</b>	<b>367,165</b>	<b>435,520</b>
<b>Net Funding</b>	<b>0</b>	<b>0</b>	<b>0</b>	<b>0</b>	<b>0</b>
<b>HEALTH DEPARTMENT</b>					
Revenues	3,978,072	3,369,123	3,047,194	2,289,124	2,713,910
From Fund Balance	0	0	30,303	0	100,624
<b>Total Revenues / Sources</b>	<b>3,978,072</b>	<b>3,369,123</b>	<b>3,077,497</b>	<b>2,289,124</b>	<b>2,814,534</b>
Salary & Fringe Expense	4,514,287	4,057,884	4,237,802	4,060,758	3,984,022
Operating Expense	1,444,853	1,252,193	854,156	247,276	822,168
Capital Expense	5,800	1,037	23,750	23,750	9,000
<b>Total Expenses / Uses</b>	<b>5,964,940</b>	<b>5,311,114</b>	<b>5,115,708</b>	<b>4,331,784</b>	<b>4,815,190</b>
<b>Net Funding</b>	<b>1,986,868</b>	<b>1,941,991</b>	<b>2,038,211</b>	<b>2,042,660</b>	<b>2,000,656</b>

	2011 Actual	2012 Actual	2013 Adopted	2013 Estimate	2014 Adopted
<b>HUMAN SERVICES</b>					
Revenues	20,848,351	21,941,343	22,825,938	22,189,096	25,327,910
From Fund Balance	0	0	859,170	698,170	365,840
<b>Total Revenues / Sources</b>	<b>20,848,351</b>	<b>21,941,343</b>	<b>23,685,108</b>	<b>22,887,266</b>	<b>25,693,750</b>
Salary & Fringe Expense	14,207,117	13,977,398	15,079,958	14,794,723	16,161,420
Operating Expense	15,105,111	17,998,421	17,646,132	17,596,018	19,104,572
Capital Expense	7,758	30,205	542,000	654,581	178,740
<b>Total Expenses / Uses</b>	<b>29,319,986</b>	<b>32,006,024</b>	<b>33,268,090</b>	<b>33,045,322</b>	<b>35,444,732</b>
<b>Net Funding</b>	<b>8,471,635</b>	<b>10,064,681</b>	<b>9,582,982</b>	<b>10,158,056</b>	<b>9,750,982</b>

**HUMAN SVCS - LAKEVIEW MVHS**

Revenues	0	347,834	354,969	323,799	25,000
From Fund Balance	0	0	0	0	102,392
<b>Total Revenues / Sources</b>	<b>0</b>	<b>347,834</b>	<b>354,969</b>	<b>323,799</b>	<b>127,392</b>
Salary & Fringe Expense	0	0	0	0	0
Operating Expense	1,692,786	1,781,793	1,973,900	1,772,060	1,746,323
Capital Expense	0	0	0	0	0
<b>Total Expenses / Uses</b>	<b>1,692,786</b>	<b>1,781,793</b>	<b>1,973,900</b>	<b>1,772,060</b>	<b>1,746,323</b>
<b>Net Funding</b>	<b>1,692,786</b>	<b>1,433,959</b>	<b>1,618,931</b>	<b>1,448,261</b>	<b>1,618,931</b>

<b>GRAND TOTALS</b>	2011 Actual	2012 Actual	2013 Adopted	2013 Estimate	2014 Adopted
Revenues	103,554,276	99,293,841	98,089,868	97,967,933	103,219,686
Other Sources	5,268,743	5,169,284	10,163,163	9,521,602	27,365,358
<b>Total Revenues / Sources</b>	<b>108,823,019</b>	<b>104,463,125</b>	<b>108,253,031</b>	<b>107,489,535</b>	<b>130,585,044</b>
Salary & Fringe Expense	74,365,180	72,555,435	75,400,544	75,030,175	77,415,672
Operating Expense	61,266,598	55,837,062	53,868,999	53,657,985	59,403,438
Capital Expense	4,766,229	3,842,406	8,440,591	8,390,599	24,534,681
<b>Total Expenses / Uses</b>	<b>140,398,007</b>	<b>132,234,903</b>	<b>137,710,134</b>	<b>137,078,759</b>	<b>161,353,791</b>
<b>Net Revenues/Expenses</b>	<b>31,574,988</b>	<b>27,771,778</b>	<b>29,457,103</b>	<b>29,589,224</b>	<b>30,768,747</b>
To Fund Balance	1,982,300	2,730,222	382,106	222,369	178,600
<b>Net Funding</b>	<b>33,557,288</b>	<b>30,502,000</b>	<b>29,839,209</b>	<b>29,811,593</b>	<b>30,947,347</b>



**LACROSSE COUNTY  
PROPOSED USER FEES, CHARGES FOR SERVICES, AND PERMIT REVENUES FOR 2014  
COMPREHENSIVE MASTER LIST**

**S.S. - State Statute  
N/C - No Change**

DEPARTMENT	ACCT	ACCOUNT NAME	LAST INC	CURRENT RATE	2014 RATE	2014 UNITS
County Clerk	41005	DNR License - Process Fee	S. S.	0.50	N/C	per license
County Clerk	41005	DNR License - Process Fee	S. S.	0.15	N/C	per stamp/permit
County Clerk	41005	DNR License - Process Fee	S. S.	1.00	N/C	per transaction
County Clerk	41005	DNR RV Reg Appl-Process Fee	2010	3.00	N/C	per transaction
County Clerk	41005	DNR RV Reg Appl-Expedited Process Fee	2010	5.00	N/C	per transaction
The Actual DNR Fee varies by Transaction Type which is set by the State (Above are the Process Fees that the County Keeps)						
County Clerk	47009	Dog License Penalty (15 to penalty-10 to Hlth Dept)	2006	25.00	N/C	per penalty
County Clerk	48015	Timber Cutting Notice	2006	10.00	N/C	per notice
County Clerk	48015	Parade Permit	2006	50.00	N/C	per permit
County Clerk	48015	Dog Reports Request by the Public	2005	25.00	N/C	per request
County Clerk	48018	Domestic Partnership Declaration	2011	25.00/State - 65.00/Cty	N/C	per declaration
County Clerk	48018	Domestic Partnership Termination	2011	25.00/State - 65.00/Cty	N/C	per termination
County Clerk	48018	Domestic Partnership Re-issue	2009	10.00	N/C	per re-issue
County Clerk	48022	Marriage License	2011	45.00/State - 45.00/Cty	N/C	per license
County Clerk	48022	Marriage License Waiver	2011	25.00	N/C	per waiver
County Clerk	48022	Marriage License Reissue	?	10.00	N/C	per re-issue
County Clerk	48035	SVRS Revenue	2007	25.00/Report & 5.00/ea 1,000 Voters	N/C	per report
County Clerk	56078	Book Sales (not including internal)	2009	2.00 to 3.50	N/C	per book
County Clerk	59595	Copier Revenue	?	0.25	N/C	per page
Elections	48028	Election Revenue	N/A	100% Reimb by Municipalities	N/C	100% Reimb by Municipalities
Family Court	48031	Families First Revenue (35.00-family court/5.00-clerk)	?	40.00	N/C	per litigant
Family Court	48031	Digital Audio Recording CD for Litigant	2012	10.00	N/C	per request
Register of Deeds	48060	Admin Fees	2000	500.00	N/C	per month
Register of Deeds	48060	Recording/Filing Fee	2011	30.00	N/C	per document
Register of Deeds	48060	Copy Fees	S. S.	2.00 + 1.00	N/C	per document
Register of Deeds	48060	Certification Fee	S. S.	1.00	N/C	per document
Register of Deeds	48060	Fax Fee-Local	2002	5.00	N/C	per fax-each
Register of Deeds	48060	Fax Fee-Long Distance	2002	10.00	N/C	per fax-each
Register of Deeds	48060	Military Discharge Verification	S. S.	7.00	N/C	per verification
Register of Deeds	48060	Photo Copy Fee	?	0.25	N/C	per page
Register of Deeds	48060	Plat Fee-Standard	S. S.	50.00	N/C	per plat
Register of Deeds	48060	Plat Fee-Transportation	S. S.	25.00	N/C	per plat
Register of Deeds	48060	HT110 Fee	S. S.	30.00	N/C	per document

**LACROSSE COUNTY  
PROPOSED USER FEES, CHARGES FOR SERVICES, AND PERMIT REVENUES FOR 2014  
COMPREHENSIVE MASTER LIST**

**S.S. - State Statute  
N/C - No Change**

DEPARTMENT	ACCT	ACCOUNT NAME	LAST INC	CURRENT RATE	2014 RATE	2014 UNITS
Register of Deeds	48060	Postage Fee		100% Reimb	N/C	100% Reimb
Register of Deeds	48060	Large Plat Copy Fee	2013	10.00/1st page & 5.00/ea addl page	N/C	per page
Register of Deeds	58540	Redaction Fee	2011	5.00	N/C	per document
Register of Deeds	48040	Laredo/Tapestry - 0 TO 250 Minutes	2003	75.00/Month + .25/Minute Overage	N/C	per month/minute's
Register of Deeds	48040	Laredo/Tapestry - 251 TO 500 Minutes	2003	125.00/Month + .23/Minute Overage	N/C	per month/minute's
Register of Deeds	48040	Laredo/Tapestry - 1,001 TO 2,000 Minutes	2003	195.00/Month + .18/Minute Overage	N/C	per month/minute's
Register of Deeds	48040	Laredo/Tapestry - 501 TO 1,000 Minutes	2003	295.00/Month+ .15/Minute Overage	N/C	per month/minute's
Register of Deeds	48040	Minutes - 2001 AND UP	2003	400.00	N/C	per month
Register of Deeds	48060	Vital Records Fees	S. S.	20.00 + 3.00	N/C	per person
Register of Deeds	48060	Weatherization Counter Fees	2005	15.00	N/C	per stamp
Register of Deeds	48060	Transfer Fees	S. S.	3.00	N/C	per \$1,000
Mediation	48032	Divorce Fees - Motions	S. S.	25.00	N/C	per motion
Mediation	48032	Divorce Fees - Filings	S. S.	20.00	N/C	per filing
Mediation	48033	Marriage License Fees	S. S.	40.00	20.00	per license
Mediation	48034	Step Parent Adoption	2004	350.00	N/C	per adoption
Mediation	51130	Post Cat Fees	2014	75.00	60.00	per hour
Mediation	51076	Client Fees/Mediation	S. S.	100.00	N/C	each occurrence
Mediation	79040	Custody Assessment Team Fees (Custody Evaluation)	2014	100.00	400.00	each occurrence
Child Support	48080	Child Support Svc Fees-Process Svc	?	100% Reimb	N/C	100% Reimb
Child Support	51031	Medical Svc Revenue	?	100% Reimb	N/C	100% Reimb
Child Support	48081	Child Support Svc Fees - Non IV-D			N/C	
		Process Income Withholding Orders	2011	35.00	N/C	each occurrence
		Perform Account Reconciliation (Including Affidavit or Certification of arrears) per year	2011	35.00/200.00 max	N/C	each occurrence
		Payment History Print-out	2011	35.00	N/C	each occurrence
Land Conservation	48065	Urban Construction Site - A	2009	200.00	N/C	per site
Land Conservation	48065	Urban Construction Site - B < 1 ac	2009	250.00	N/C	per site
Land Conservation	48065	Urban Construction Site - B > 1 ac	2009	350.00	N/C	per site
Land Conservation	48065	Urban Construction Site - C < 1 ac	2009	400.00	N/C	per site
Land Conservation	48065	Urban Construction Site - C > 1 ac	2001	800.00	N/C	per site
Land Conservation	48065	Logging Roads - D	2009	100.00	N/C	per road
Land Conservation	48065	Basic Plat	2009	800.00	N/C	per plat

**LACROSSE COUNTY  
PROPOSED USER FEES, CHARGES FOR SERVICES, AND PERMIT REVENUES FOR 2014  
COMPREHENSIVE MASTER LIST**

**S.S. - State Statute  
N/C - No Change**

DEPARTMENT	ACCT	ACCOUNT NAME	LAST INC	CURRENT RATE	2014 RATE	2014 UNITS
Land Conservation	48065	Plats with Individual Lots	2009	40.00/lot	N/C	per lot
Land Conservation	48065	Late Fees-Double Permit	2001	Varies	N/C	
Land Conservation	48065	Non-Compliance Inspection Fee	2009	50% of the permit fee/visit	N/C	percent
Land Conservation	48070	Animal Waste Mgmt (0-199 Animal Units)	2009	100.00	N/C	per animal units
Land Conservation	48070	Animal Waste Mgmt (> 200 Animal Units)	2009	200.00	N/C	per animal units
Land Conservation	48070	Technical Assistance Fee	2009	500.00	N/C	per project
		Lidar Revenue				
Land Conservation	48072	- Lidar Processing Fee (Minimum 1 Hour)	2009	50.00	N/C	per hour
Land Conservation	48072	- Lidar Points (Minimum < or = to 5 Acres)	2009	50.00	N/C	percent of acreage
Land Conservation	48072	- Lidar Points (> than 5 Acres)	2009	.50/acre over 5 acres	N/C	percent of acreage
Land Conservation	48087	Livestock - Split (\$500 Zoning: \$500 Land Con)	2007	500.00	N/C	per farm
Land Conservation	48095	Non-Metallic Mining	2001	50% 170.00/ac	N/C	percent of acreage
Land Conservation	48067	Storm Water Mgmt - Base Fee	2009	500+.01/sqft>-.5acres	N/C	per site
Land Conservation	48067	Storm Water Mgmt - Preliminary Review Fee	2009	100.00	N/C	per plan
Land Conservation	48067	Storm Water Mgmt - Exemption Fee	2009	500.00	N/C	per plan
Information Technology	47095	Data Processing Rev (External)	?	150.00	N/C	per tax data list
IT - DGS	13000	Outside User Photocopy Click Charge	?	0.25	N/C	per copy
Finance	47001	Paper Payroll Check Service Charge	2008	1.00	N/C	per check produced
Finance	47001	Garnishment Service Charge	S.S.	3.00	N/C	per ea. withholding
Personnel	59595	Copier Revenue	?	0.25	N/C	per copy
Harbor Commission	50030	Buoy Permitting Fee	2011	5.00/Buoy-Pool 7 & 10.00/Buoy-Pool 8	N/C	Per Buoy
County Treasurer	48017	Photo Copy Fees	?	0.25	N/C	per copy
County Treasurer	48017	Delinquent Tax List	?	25.00	N/C	per list
County Treasurer	58558	Title Search Fees	?	100% Reimb	N/C	per search
County Treasurer	56020	Foreclosure Fees	2012	200.00	N/C	per ea. Foreclosure
County Treasurer	40060	Interest on Taxes	S.S.	1.5% a month	N/C	percent
District Attorney	48029	Deferred Prosecution	2003	20.00 - 25.00	N/C	per deferment
District Attorney	54055	Restitution Surcharge	?	per judgment	N/C	per judgment

**LACROSSE COUNTY  
PROPOSED USER FEES, CHARGES FOR SERVICES, AND PERMIT REVENUES FOR 2014  
COMPREHENSIVE MASTER LIST**

**S.S. - State Statute  
N/C - No Change**

DEPARTMENT	ACCT	ACCOUNT NAME	LAST INC	CURRENT RATE	2014 RATE	2014 UNITS
District Attorney	57027	Photo Copy Fees	?	0.25	N/C	per copy
District Attorney	48029	Bounce Back Service Fee	2007	5.00	N/C	per check
Medical Examiner	48049	Report Fees	2014	50.00	.25/Page	per page
Medical Examiner	48096	Death Certificate Signing Fee	2013	85.00	N/C	per certificate
Medical Examiner	48100	Cremation Permit Fee	2013	150.00	N/C	per permit
Medical Examiner	48105	Disinterment Fee	2014	100.00	125.00	each
Medical Examiner	57067	Transportation Fee	2012	150.00	N/C	each
Medical Examiner	58550	Morgue Use Fee	2012	750.00	N/C	per use
Occupational Health	51091	P. H. Immunization Rev	?	100% Reimb	N/C	100% Reimb
Occupational Health	51091	P. H. Screening Rev	?	100% Reimb	N/C	100% Reimb
Jail	49025	Prisoner BD - Out of County	2004	55.00	N/C	per day
Jail	49026	Prisoner BD - From Cities	2004	45.00/1st Day - 90.00/Day/After	N/C	per day
Jail	49027	Prisoner BD - From State	2004	100.00	N/C	per day
Jail	49030	Confinement Fee	2004	50.00	N/C	per day
Jail	49046	Doctor/Nurse Visitation FEE	2001	3.00/Nurse - 5.00/Doctor	N/C	per visit
Jail	49047	Inmate Medicine Reimb	2006	.50 - 9.00	N/C	per each medicine
Law Enforcement	41050	Permit Revenue	2005	Varies 10.00-50.00	N/C	per permit
Law Enforcement	41050	Large Assembly Permit Fee (1-2 Days)	?	100.00	N/C	per permit
Law Enforcement	41050	Large Assembly Permit Fee (if longer than 2 days)	?	100.00	N/C	per day
Law Enforcement	49050	General Paper Svc	2005	35.00+mileage	N/C	per try+mileage
Law Enforcement	49050	Sheriff Sale Posting	2005	75.00 for posting/75.00 for sale	N/C	per posting+sale
Law Enforcement	49050	Writs of Replevin	2005	35.00+officer's time+mileage	N/C	per try+officers time+mileage
Law Enforcement	49050	Writs of Restitution	2005	35.00+officer's time+mileage	N/C	per try+officers time+mileage
Law Enforcement	49050	Writs of Execution	2005	35.00+officer's time+mileage	N/C	per try+officers time+mileage
Law Enforcement	49050	Paper Service Cancellation Fee	2014	10.00	30.00	per attempt
Law Enforcement	49050	Paper Service No Found Fee	New	Officer's Time + Mileage	70.00	up to minimum of 3 attempts
Law Enforcement	49060	External Sheriff Svc	2001	Officer's Time + Mileage	N/C	Officer's Time + Mileage
Law Enforcement	49075	Traffic Police Fees	2000	0.25	N/C	per page
Law Enforcement	58565	Restitution Rev	?	Varies with Judgment	N/C	per judgment
Law Enforcement	58566	Insurance Claims Reimb	?	Varies with Judgment	N/C	per judgment
Law Enforcement	58569	Extradition Reimb	?	Varies with Judgment	N/C	per judgment

Mileage is charged at the Federal Rate

**LACROSSE COUNTY  
PROPOSED USER FEES, CHARGES FOR SERVICES, AND PERMIT REVENUES FOR 2014  
COMPREHENSIVE MASTER LIST**

**S.S. - State Statute  
N/C - No Change**

DEPARTMENT	ACCT	ACCOUNT NAME	LAST INC	CURRENT RATE	2014 RATE	2014 UNITS
Facilities-ADMIN	55065	Conference Room Rent-1134	?	25.00/Hour or 50.00/Day	N/C	per hour/day
Facilities-Park Plaza	55090	Rent - Water Place One LLC	2013	2,625.00	N/C	per contract
Facilities-Prop Mgmt	52030	Snow Plowing	2011	55.00	N/C	per hour
Facilities-Prop Mgmt	54070	TVRP Collections	S. S.	5.00	N/C	per suspended ticket
Facilities-Prop Mgmt	55040	Parking Lot - Employee	1999	4.00	N/C	per permit
Facilities-Prop Mgmt	55040	Parking Lot - County Board	2000	20.00	N/C	per permit
Facilities-Prop Mgmt	55040	Parking Lot - Bailiff	2000	15.00	N/C	per permit
Facilities-Prop Mgmt	55040	Parking Lot - Public	2005	30.00	N/C	per permit
Facilities-Prop Mgmt	55040	Parking Lot - Ticket	2011	12.00-48.00	N/C	per ticket
Facilities-Prop Mgmt	55040	Parking Lot - Meter	2002	0.25	N/C	per hour
Facilities-Prop Mgmt	55090	Land Rent	1999	Per/Contract	N/C	per contract
Facilities-Prop Mgmt	56010	Badge/ID Card	2002	1.75 - 15.00	N/C	per badge
Facilities-Prop Mgmt	56015	Sale of County Property	?	Varies	N/C	per incident
Facilities-Prop Mgmt	58513	Farm-Coop Dividends	?	Varies	N/C	yearly dividend
Facilities-Prop Mgmt	58566	Insurance Claims Reimb	?	Varies	N/C	per incident
Facilities-Prop Mgmt	79180	Interdepartmental Charge	2003	35.00	N/C	per hour
Facilities-LEC	55020	Office Space Rent-District Court Adm (387 total sq. ft.)	2009	15.00	N/C	per square feet
Facilities-LEC	55025	Prob & Parole Revenue	2014	155,506.32	160,089.00	per contract
Facilities-LEC	55065	Conference Room Rent-1142	2007	25.00/Hour or 50.00/Day	N/C	per hour/day
Facilities-Parks	41062	GI Camping	2014	20.25	20.25 + tax	per permit
Facilities-Parks	41062	GI Nightly Fee Electric (20 amp)	2014	24.00	24.00 + tax	per permit
Facilities-Parks	41062	GI Nightly Fee Electric (30-50 amp)	2014	25.00	25.00 + tax	per permit
Facilities-Parks	41062	GI Nightly Fee Electric & Water (20 amp)	2014	25.50	25.50 + tax	per permit
Facilities-Parks	41062	GI Nightly Fee Electric & Water (30-50 amp)	2014	26.50	26.50 + tax	per permit
Facilities-Parks	41062	GI Camping - Nightly Fee (Senior rate-base)	2014	19.75	19.75 + tax	per permit
Facilities-Parks	41062	GI Sr. Nightly Fee Electric (20 amp)	2014	23.50	23.50 + tax	per permit
Facilities-Parks	41062	GI Sr. Nightly Fee Electric (30-50 amp)	2014	24.50	24.50 + tax	per permit
Facilities-Parks	41062	GI Sr. Nightly Fee Electric & Water (20 amp)	2014	25.00	25.00 + tax	per permit
Facilities-Parks	41062	GI Sr. Nightly Fee Electric & Water (30-50 amp)	2014	26.00	26.00 + tax	per permit
Facilities-Parks	41062	GI Monthly Fee (base)	2014	380.00	380.00 + tax	per permit
Facilities-Parks	41062	GI Monthly Fee Electric (20 amp)	2014	420.00	420.00 + tax	per permit

Officer's time is calculated using the current actual Salary plus Benefits

For General Paper Service the fee will be charged for each attempt up to 4 attempts

For Writs of Restitution which result in an eviction; additional Officer's Time + Mileage will be charged for help moving

Paper Service Cancellation Fee applies to all Papers Served except Sheriff Sales

**LACROSSE COUNTY  
PROPOSED USER FEES, CHARGES FOR SERVICES, AND PERMIT REVENUES FOR 2014  
COMPREHENSIVE MASTER LIST**

**S.S. - State Statute  
N/C - No Change**

DEPARTMENT	ACCT	ACCOUNT NAME	LAST INC	CURRENT RATE	2014 RATE	2014 UNITS
Facilities-Parks	41062	GI Monthly Fee Electric (30-50 amp)	2014	430.00	430.00 + tax	per permit
Facilities-Parks	41062	GI Monthly Fee Electric & Water (20 amp)	2014	434.00	434.00 + tax	per permit
Facilities-Parks	41062	GI Monthly Fee Electric & Water (30-50 amp)	2014	444.00	444.00 + tax	per permit
Facilities-Parks	41062	GI Seasonal Fee (base)	2014	1,230.00	1,230.00 + tax	per permit
Facilities-Parks	41062	GI Seasonal Fee Electric (20 amp)	2014	1,435.00	1,435.00 + tax	per permit
Facilities-Parks	41062	GI Seasonal Fee Electric (30-50 amp)	2014	1,520.00	1,520.00 + tax	per permit
Facilities-Parks	41062	GI Seasonal Fee Electric & Water (20 amp)	2014	1,485.00	1,485.00 + tax	per permit
Facilities-Parks	41062	GI Seasonal Fee Electric & Water (30-50 amp)	2014	1,570.00	1,570.00 + tax	per permit
Facilities-Parks	41062	GI Waterfront Seasonal Fee (base)	2014	1,465.00	1,465.00 + tax	per permit
Facilities-Parks	41062	GI Waterfront Seasonal Fee Electric (20 amp)	2014	1,670.00	1,670.00 + tax	per permit
Facilities-Parks	41062	GI Waterfront Seasonal Fee Electric (30-50 amp)	2014	1,755.00	1,755.00 + tax	per permit
Facilities-Parks	41062	GI Waterfront Seasonal Fee E & W (20 amp)	2014	1,720.00	1,720.00 + tax	per permit
Facilities-Parks	41062	GI Waterfront Seasonal Fee E & W (30-50 amp)	2014	1,805.00	1,805.00 + tax	per permit
Facilities-Parks	52052	GI Parks Rev	2007	Variable Portion	N/C	per contract
Facilities-Parks	52062	GI Promotional Fess-Parks	2007	Variable Portion	N/C	per contract
Facilities-Parks	41064	Vets Camping	2014	20.25	20.25 + tax	per permit
Facilities-Parks	41064	Vets Nightly Fee Electric (20 amp)	2014	24.00	24.00 + tax	per permit
Facilities-Parks	41064	Vets Nightly Fee Electric (30-50 amp)	2014	25.00	25.00 + tax	per permit
Facilities-Parks	41064	Vets Nightly Fee Electric & Water (20 amp)	2014	25.50	25.50 + tax	per permit
Facilities-Parks	41064	Vets Nightly Fee Electric & Water (30-50 amp)	2014	26.50	26.50 + tax	per permit
Facilities-Parks	41064	Vets Camping - Nightly Fee (Senior rate-base)	2014	19.75	19.75 + tax	per permit
Facilities-Parks	41064	Vets Sr. Nightly Fee Electric (20 amp)	2014	23.50	23.50 + tax	per permit
Facilities-Parks	41064	Vets Sr. Nightly Fee Electric (30-50 amp)	2014	24.50	24.50 + tax	per permit
Facilities-Parks	41064	Vets Sr. Nightly Fee Electric & Water (20 amp)	2014	25.00	25.00 + tax	per permit
Facilities-Parks	41064	Vets Sr. Nightly Fee Electric & Water (30-50 amp)	2014	26.00	26.00 + tax	per permit
Facilities-Parks	41064	Vets Monthly Fee (base)	2014	380.00	380.00 + tax	per permit
Facilities-Parks	41064	Vets Monthly Fee Electric (20 amp)	2014	420.00	420.00 + tax	per permit
Facilities-Parks	41064	Vets Monthly Fee Electric (30-50 amp)	2014	430.00	430.00 + tax	per permit
Facilities-Parks	41064	Vets Monthly Fee Electric & Water (20 amp)	2014	434.00	434.00 + tax	per permit
Facilities-Parks	41064	Vets Monthly Fee Electric & Water (30-50 amp)	2014	444.00	444.00 + tax	per permit
Facilities-Parks	41064	Vets Seasonal Fee (base)	2014	1,220.00	1,220.00 + tax	per permit
Facilities-Parks	41064	Vets Seasonal Fee Electric (20 amp)	2014	1,425.00	1,425.00 + tax	per permit
Facilities-Parks	41064	Vets Seasonal Fee Electric (30-50 amp)	2014	1,510.00	1,510.00 + tax	per permit
Facilities-Parks	41064	Vets Seasonal Fee Electric & Water (20 amp)	2014	1,475.00	1,475.00 + tax	per permit
Facilities-Parks	41064	Vets Seasonal Fee Electric & Water (30-50 amp)	2014	1,560.00	1,560.00 + tax	per permit
Facilities-Parks	52054	Vets Parks Rev	2007	Variable Portion	N/C	per contract

**LACROSSE COUNTY  
PROPOSED USER FEES, CHARGES FOR SERVICES, AND PERMIT REVENUES FOR 2014  
COMPREHENSIVE MASTER LIST**

**S.S. - State Statute  
N/C - No Change**

DEPARTMENT	ACCT	ACCOUNT NAME	LAST INC	CURRENT RATE	2014 RATE	2014 UNITS
Facilities-Parks	52064	Vets Promotional Fess-Parks	2007	Variable Portion	N/C	per contract
Facilities-Parks	41060	Shelter Fee - County Resident	2011	50.00	N/C	per permit
Facilities-Parks	41060	Shelter Fee - Out of County Resident	2011	55.00	N/C	per permit
Facilities-Parks	*	PORTIONS OF FEES IN 41062 & 41064 ARE DISTRIBUTED TO 52052 & 52054 / 52062 & 52064				
Facilities-Parks	47003	Trail Grooming Rev	2007	Current Sal&Fng/Hour	N/C	per hour
Facilities-Parks	47003	Trail Grooming Rev		Plus Equipment/Hourly Rate		
Facilities-Parks	52050	Camper Storage - Goose Island Only	2010	200.00	N/C	per camping unit
Zoning	48050	Plat Review Fee - Initial	2013	300.00	N/C	per each plat
Zoning	48050	Plat Review Fee - Resubmittal	2013	150.00	N/C	per each plat
Zoning	48050	Certified Survey Map Review Fee - Initial	2013	100.00	N/C	per map
Zoning	48050	Certified Survey Map Review Fee - Resubmittal	2013	50.00	N/C	per map
Zoning	48075	Sale Maps/Publications	?	Varies	N/C	
Zoning	48075	Photocopies				
Zoning	48075	- Letter	2007	0.25	N/C	per page
Zoning	48075	- Legal	2007	0.25	N/C	per page
Zoning	48075	- 11 x 17	2007	0.25	N/C	per page
Zoning	48075	Computer Generated Copies				
Zoning	48075	- Print Screen-Tax File	2007	1.00	N/C	per screen
Zoning	48075	- 911 Maps - Towns & Emergency Departments	2007	5.00	N/C	per map
Zoning	48075	- 911 Maps - All Others	2007	10.00	N/C	per map
Zoning	48075	GIS Plots (Color)				
Zoning	48075	- 8.5 x 11 & 8.5 x 14	2007	2.00	N/C	each
Zoning	48075	- 11 x 17	2007	4.00	N/C	each
Zoning	48075	- 17 x 22	2007	6.00	N/C	each
Zoning	48075	- 22 x 34	2007	10.00	N/C	each
Zoning	48075	- 34 x 44	2007	15.00	N/C	each
Zoning	48075	Aerial Photos (B/W)&Full Color Maps (Zoning/Ward)				
Zoning	48075	- 8.5 x 11 & 8.5 x 14	2007	5.00	N/C	each
Zoning	48075	- 11 x 17	2007	7.00	N/C	each
Zoning	48075	- 17 x 22	2007	15.00	N/C	each
Zoning	48075	- 22 x 34	2007	20.00	N/C	each
Zoning	48075	- 34 x 44	2007	30.00	N/C	each
Zoning	48075	Custom Printing Request on Plotter	2007	10.00	N/C	per linear foot
Zoning	48075	Custom Mapping Projects	2007	32.00	N/C	per hour + materials
Zoning	48075	CD or DVD				

**LACROSSE COUNTY  
PROPOSED USER FEES, CHARGES FOR SERVICES, AND PERMIT REVENUES FOR 2014  
COMPREHENSIVE MASTER LIST**

**S.S. - State Statute  
N/C - No Change**

DEPARTMENT	ACCT	ACCOUNT NAME	LAST INC	CURRENT RATE	2014 RATE	2014 UNITS
Zoning	48075	- Aerials	2007	100.00	N/C	per cd
Zoning	48075	- Quads	2007	100.00	N/C	per quad
Zoning	48075	- Images (JPEG, TIFF, ETC)	2007	10.00	N/C	per image
Zoning	48075	Shapefiles				
Zoning	48075	- Tax Parcels with Tax Data associated (ownerships)	2007	100.00	N/C	per coverage
Zoning	48075	- All Other Coverages	2007	20.00	N/C	per coverage
Zoning	48075	Tax Roll Info (workbooks,alpha/street listing etc )	2007	100.00	N/C	per cd
Zoning	48075	Public Hearing Minutes	2007	5.00	N/C	per hearing
Zoning	48075	6" DVD Orthophotos	2009	300.00	N/C	per section
Zoning	48075	Mailing Labels - (Minimum 5.00 order)	2007	0.05	N/C	per label
Zoning	48075	Electronic Mailing Labels (excel format)	2007	30.00	N/C	per municipality
Zoning	48075	Computer Print Outs - (Minimum 5.00 order)	2007	0.05	N/C	per sheet
Zoning	48075	Fax or E-mail				
Zoning	48075	- In Town	2007	5.00	N/C	per query
Zoning	48075	- Out of Town	2007	10.00	N/C	per query
Zoning	48075	- Additional	2007	2.00	N/C	per query
Zoning	48087	Livestock - Split (\$500 Zoning: \$500 Land Con)	2007	500.00	N/C	per permit
Zoning	48090	New Residential Permit < \$150,000	2014	200.00	240.00	per permit
Zoning	48090	New Residential Permit > \$150,000	2008	240.00	N/C	per permit
Zoning	48090	Commercial Bldg/Structure/Additions	2008	372.00	N/C	per permit
Zoning	48090	Residential Additions, Alterations, Signs < \$5,000	2008	78.00	N/C	per permit
Zoning	48090	Residential Additions, Alterations, Signs > \$5,000	2008	114.00	N/C	per permit
Zoning	48090	Floodplain or Shoreland Permit	2007	65.00	N/C	per permit
Zoning	48090	Driveway Permit	2007	50.00	N/C	per permit
Zoning	48090	Appeal to Outdoor Advertising Ordinance Chapter 33	2013	270.00	N/C	per permit
Zoning	48090	Board of Adjustment Variance < \$5,000	2013	305.00	N/C	per permit
Zoning	48090	Board of Adjustment Variance > \$5,000	2013	305.00	N/C	per permit
Zoning	48090	Conditional Use Permit - Administrative	2013	142.00	N/C	per permit
Zoning	48090	Conditional Use Permit Application	2013	445.00	N/C	per permit
Zoning	48090	Conditional Use Permit High Traffic Volume	2013	5,000.00	N/C	per permit
Zoning	48090	Conditional Use Permit Telecommunication	2004	1,000.00	N/C	per permit
Zoning	48090	Special Exception Permit Application	2013	445.00	N/C	per application
Zoning	48090	Zoning Petition Application	2013	445.00	N/C	per application
Zoning	48090	Assessors Fee	2007	30.00	N/C	per hour
Zoning	48095	Non-Metallic Mining	2001	50% 170.00/ac	N/C	percent of acreage



**LACROSSE COUNTY  
PROPOSED USER FEES, CHARGES FOR SERVICES, AND PERMIT REVENUES FOR 2014  
COMPREHENSIVE MASTER LIST**

**S.S. - State Statute  
N/C - No Change**

DEPARTMENT	ACCT	ACCOUNT NAME	LAST INC	CURRENT RATE	2014 RATE	2014 UNITS
Carroll Heights	55010	Rental-Efficiency	2012	366.00-371.00	N/C	per month
Carroll Heights	55010	Rental-1 Bedroom	2012	469.00-615.00	N/C	per month
Carroll Heights	55010	Rental-2 Bedroom	2012	735.00-826.00	N/C	per month
Carroll Heights	55010	Guest Room	2014	40.00	50.00	per night
Carroll Heights	55010	Guest Suite	2014	55.00	50.00	per night
Carroll Heights	55015	Carport Rent	2002	20.00	N/C	per month
Hillview	51024	Private PAY SNF	2014	215.00/Day	220.00/Day	per day
Hillview	51025	Private PAY ICF1	2014	210.00/Day	220.00/Day	per day
Hillview	51026	Private PAY ISN	2014	254.00/Day	259.00/Day	per day
Hillview	51027	Delinquency Charge	2002	1%/Month on Balance > 60 Days	N/C	per month
Hillview	51028	Private Pay Bed Hold	2012	160.00/Day	N/C	per day
Hillview	51047	Private Hospice	2007	Depends on Level of Care -	N/C	per day
Hillview	51047	Private Hospice		Private Pay - SNF / ICF1 / ISN	N/C	per day
Hillview	51048	Private Sub-Acute	2007	Depends on Level of Care -	N/C	per day
Hillview	51048	Private Sub-Acute		Private Pay - SNF / ICF1 / ISN	N/C	per day
Hillview	51051	Oxygen Concentrator/Day	2007	7.00	N/C	per day
Hillview	51051	Portable Oxygen/Day	2007	7.00	N/C	per day
Hillview	55005	Ancillary Svc Rent	2000	700.00	N/C	per month
Hillview	51024	Private Pay Bed Assessment	2011	5.67/Day	N/C	per day
Hillview Terrace	55010	Apartment Rent Revenue	2012	1900.00-2975.00	N/C	per month
Hillview Terrace	55010	Apartment Rent Revenue-Storage	2014	20.00	15.00	per month
Hillview Terrace	55012	Second Tenant Rent	2012	750.00	N/C	per month
Hillview Terrace	51044	Personal Care Revenue	2012	300.00-900.00	N/C	per month
Hillview Terrace	51044	Personal Care Revenue-Assistance with housekeeping, nail care, dressing, grooming, hygiene	2012	12.00	N/C	per half hour
Hillview Terrace	51044	RN Services	2013	80.00	N/C	per hour
Hillview Terrace	51044	Personal Care Revenue-Whirlpool Bath	2013	15.00	N/C	per hour
Hillview Terrace	51044	Personal Care Revenue-Whirlpool Bath Assistance	2013	25.00	N/C	per hour
Hillview Terrace	51044	Personal Care Revenue-Maintenance (moving fee)	2012	50.00	N/C	per hour
Hillview Terrace	51044	Maintenance Services	2013	25.00	N/C	per hour
Hillview Terrace	51044	Lost Key Fee	2013	50.00	N/C	per occurrence
Hillview Terrace	51044	Additional Key	2013	3.00	N/C	each
Hillview Terrace	58527	Meal Plan Revenue	2012	275.00	N/C	per month
Hillview Terrace	58527	Meal Plan Revenue-Breakfast meal only	2012	3.00	N/C	each

**LACROSSE COUNTY  
PROPOSED USER FEES, CHARGES FOR SERVICES, AND PERMIT REVENUES FOR 2014  
COMPREHENSIVE MASTER LIST**

**S.S. - State Statute  
N/C - No Change**

DEPARTMENT	ACCT	ACCOUNT NAME	LAST INC	CURRENT RATE	2014 RATE	2014 UNITS
Hillview Terrace	58527	Meal Plan Revenue-Lunch or supper meal only	2012	5.00	N/C	each
Hillview Terrace	58527	Meal Plan Revenue-Tray delivery	2013	3.00	N/C	each time
Hillview Terrace	51161	Assessment fee	2013	600.00	N/C	one time only
MVHS (Lakeview)	51050	Private Pay Nursing Home	2014	225.00	230.00	per day
MVHS (Lakeview)	51178	Bed Tax Revenue NH	2011	170.00	N/C	per month
MVHS (Lakeview)	51028	Private Pay Bed Hold NH	2014	191.00	196.00	per day
MVHS (Lakeview)	51167	Private Pay FDD	2013	269.00	N/C	per day
MVHS (Lakeview)	51179	Bed Tax Revenue FDD	2013	910.00	N/C	per month
MVHS (Lakeview)	51167	Private Pay Bed Hold FDD	2013	229.00	N/C	per day
MVHS (Lakeview)	51165	Work Therapy Level - 1	2013	8.55	N/C	per hour
MVHS (Lakeview)	51165	Work Therapy Level - 2	2013	10.80	N/C	per hour
MVHS (Lakeview)	51165	Work Therapy Level - 3	2013	12.80	N/C	per hour
MVHS (Lakeview)	55005	Ancillary Svc Rent	2011	650.00	N/C	per month
MVHS (Lakeview)		MVHS Fee (Lax County-47037/Other Counties-47035)	2013	64.06	N/C	per day
MVHS (Lakeview)	51026	LaCrosse County Contract	2010	No Contracts	N/C	per contract
MVHS (Lakeview)	51026	Other County Contracts	2010	No Contracts	N/C	per contract
Macintosh Manor	51044	Resident Fee	2012	Negotiated	N/C	per day
Regent Manor	51044	Resident Fee	2012	Negotiated	N/C	per day
RavenWood	51138	Resident Fee	2014	275.00	280.00	per day
RavenWood	51138	Resident Fee - Bedhold	2014	234.00	238.00	per day
RavenWood	51138	Respite Rate	2014	285.00	290.00	per day
Maplewood	51044	Personal Care Revenue	2013	172.00	N/C	per day
Maplewood	51044	Personal Care Revenue	2013	162.00	N/C	per day
Maplewood	51044	Personal Care Revenue	2013	139.00	N/C	per day
Whispering Pines RCAC	51044	Level A	2013	225.00	N/C	per month
Whispering Pines RCAC	51044	Level B	2013	490.00	N/C	per month
Whispering Pines RCAC	51044	Level C	2013	969.00	N/C	per month
Whispering Pines RCAC	51044	Laundry	2011	5.00	N/C	per load
Whispering Pines RCAC	51044	Noon Meal	2013	132.00	N/C	per month
Whispering Pines RCAC	51044	Light Housekeeping	2013	25.00	N/C	per hour

**LACROSSE COUNTY  
PROPOSED USER FEES, CHARGES FOR SERVICES, AND PERMIT REVENUES FOR 2014  
COMPREHENSIVE MASTER LIST**

**S.S. - State Statute  
N/C - No Change**

DEPARTMENT	ACCT	ACCOUNT NAME	LAST INC	CURRENT RATE	2014 RATE	2014 UNITS
Whispering Pines RCAC	51044	Nursing	2013	75.00	N/C	per hour
		<b>FEES AND FINES</b>				
Library	53060	Books	2009	0.10	N/C	per day
Library	53060	Magazines, Puppets	2003	0.10	N/C	per day
Library	53060	Interlibrary Loans	2003	0.25	N/C	per day
Library	53060	Videos/DVD S,Audio,Software,Family Fun Bags	2009	0.25	N/C	per day
Library	53060	Collection Fee	2007	10.00	N/C	per account
		<b>DEFAULT COSTS</b>				
Library	54035	Adult Book	2003	25.00	N/C	per book
Library	54035	Audio CD (Single)	2013	8.00	N/C	per cd
Library	54035	AV Materials	2003	25.00	N/C	per av
Library	54035	Children's Book	2003	15.00	N/C	per book
Library	54035	Computer Software	2003	35.00	N/C	per software-each
Library	54035	Family Fun Bag Contents	2003	30.00	N/C	per bag
Library	54035	Magazines	2003	3.00	N/C	per magazine
Library	54035	Paperback	2003	7.00	N/C	per paperback
Library	54035	Video/DVD	2003	20.00	N/C	per video/dvd
Library	54035	Puppet	2008	15.00	N/C	per puppet
		<b>REPLACEMENT COSTS</b>				
Library	53060	Book Jacket	2005	2.00	N/C	per book jacket
Library	53060	AV/Video/DVD Case - Single	2005	2.00	N/C	per case
Library	53060	AV/Video/DVD Case - Double	2005	3.00	N/C	per case
Library	53060	Video/DVD Insert	2010	3.00	N/C	per insert
Library	53060	Music CD Insert	2005	3.00	N/C	per insert
Library	53060	Computer Software Insert	2005	3.00	N/C	per insert
Library	53060	AV/ Bag	2005	2.00	N/C	per bag
Library	53060	Puppet Bag - Black Mesh	2013	4.00	N/C	per bag
Library	53060	Puppet Bag - Green Mesh	2013	7.50	N/C	per bag
Library	53060	Puppet Tag	2005	2.00	N/C	per tag
Library	53060	New Barcode	2005	1.00	N/C	per barcode
Library	53060	New Spine Label	2005	1.00	N/C	per label
Library	53060	Family Fun Bag	2013	12.00	N/C	per bag
Library	53060	Laminated Family Fun Bag Insert	2013	2.00	N/C	per insert
Library	53060	Digital Audio Case	2007	3.00	N/C	per case
Library	53060	3-D Glasses	2013	1.50	N/C	per pair

**LACROSSE COUNTY  
PROPOSED USER FEES, CHARGES FOR SERVICES, AND PERMIT REVENUES FOR 2014  
COMPREHENSIVE MASTER LIST**

**S.S. - State Statute  
N/C - No Change**

DEPARTMENT	ACCT	ACCOUNT NAME	LAST INC	CURRENT RATE	2014 RATE	2014 UNITS
		SALE ITEMS				
Library	56078	Book Bags - Cinch Sacs	2013	5.00	N/C	per bag
Library	56078	Book Bags - Canvas	2013	8.00	N/C	per bag
Library	56078	Earbuds	2013	1.00	N/C	per pair
Library	56078	Flash Drives	2013	5.00	N/C	per item
Library	56078	Library Dogs	2013	10.00	N/C	per item
Library	56078	Used Book Sale - Paperback	2003	0.25	N/C	per paperback
Library	56078	Used Book Sale - Hardcover	2003	0.50	N/C	per hardcover
Library	56078	Used Book Sale - AV	2003	1.00	N/C	per av
Library	59595	Black and White Printing/Copies	2003	0.10	N/C	per print
Library	59595	Color Printing/Copies	2008	0.50	N/C	per print
Solid Waste	41050	Annual Disposal Permit	2009	300.00	N/C	per vehicle
Solid Waste	41050	Annual Disposal Permit-Govt 1/2 price	2009	150.00	N/C	per vehicle
Solid Waste	41050	3 Day Permits	2009	25.00	N/C	per vehicle
Solid Waste	47061	Municipal Contributions	2005	Contract Negotiation	N/C	per contract
Solid Waste	50050	SW NSP Fuel Credit	2010	Contract Negotiation	N/C	per contract
Solid Waste	50055	SW NSP Pass Thru Disposal	2010	Contract Negotiation	N/C	per contract
Solid Waste	50070	RDF Facility	2010	61.00	N/C	per ton
Solid Waste	50070	Unacceptable Items Delivered-NSP	2004	10.00	N/C	each
Solid Waste	50070	Sanitary Landfill	2011	59.00	N/C	per ton
Solid Waste	50070	Demolition Landfill	2011	59.00	N/C	per ton
Solid Waste	50070	Asphalt Shingles	2012	30.00	N/C	per ton
Solid Waste	50070	Pallets and Unpainted/Untreated Wood	2012	18.00	N/C	per ton
Solid Waste	50070	Brush & Limbs	2008	27.00	N/C	per ton
Solid Waste	50070	Stumps	2011	50.00	N/C	per ton
Solid Waste	50070	Yard Waste Without Brush, no Bag	2009	45.00	N/C	per ton
Solid Waste	50070	Tires/Recycling (2.00/Car tire)	2004	200.00	N/C	per ton
Solid Waste	50070	Car Tires mixed in Waste load	2013	10.00	N/C	per tire
Solid Waste	50070	Appliances mixed in Waste load	2004	50.00	N/C	each
Solid Waste	50070	Friable and Non Friable Asbestos (Including slate)	2011	100.00	N/C	per ton
Solid Waste	50070	Citizens Drop Off Area	2009	0.05/100.00	N/C	per pound/per ton
Solid Waste	55090	Land Rent	2005	Contract Negotiation	N/C	per contract
Solid Waste	56055	Recycling Sales - Wood	2012	22.00	N/C	per ton
Solid Waste	56055	Recycling Sales - Scrap Metal	2010	Current Metal Market	N/C	per ton
Solid Waste	56057	Recycled Aggregate Sales	2014	0.56	0.57	per ton

**LACROSSE COUNTY  
PROPOSED USER FEES, CHARGES FOR SERVICES, AND PERMIT REVENUES FOR 2014  
COMPREHENSIVE MASTER LIST**

**S.S. - State Statute  
N/C - No Change**

DEPARTMENT	ACCT	ACCOUNT NAME	LAST INC	CURRENT RATE	2014 RATE	2014 UNITS
Solid Waste	50075	Special Waste Application Fees	2011	150.00	N/C	per application
Solid Waste	58585	Late Payment Rev	?	1.50%	N/C	% of balance
Solid Waste	50070	Misc Special Wastes (non-ADC)	?	59.00	N/C	per ton
Solid Waste	50070	Contaminated Soils (case by case basis)	2014	15.00-22.00/Ton	22.00-59.00	per ton
Solid Waste	50070	Contaminated Soils (drum surcharge)	2013	50.00	N/C	per drum
Solid Waste	50070	Foundry Sand (ADC)	2010	15.00	N/C	per ton
Solid Waste	50070	Minimum Charge per transaction	2010	2.00	N/C	per transaction
Solid Waste	50070	Car Wash Sand (ADC)	2010	15.00	N/C	per ton
Solid Waste	50070	Concrete/Masonry	2011	59.00	N/C	per ton
Solid Waste	50070	Street Sweeping (ADC)	2010	15.00	N/C	per ton
Solid Waste	50070	Sandblasting Sand (ADC)	2010	15.00	N/C	per ton
Solid Waste	50070	Coal Ash (ADC)	2010	22.00	N/C	per ton
Solid Waste	50070	Misc Daily Cover (ADC)	2014	22.00	15.00-59.00	per ton
Solid Waste	50070	Sludge	2013	33.00-59.00	N/C	per ton
Solid Waste	50070	Clean Fill Dirt	2010	1.00	N/C	per ton
Solid Waste		<b>MOBILE HOME DISPOSAL FEES:</b>				
		For Homes located within LaCrosse County				
		Solid Waste Disposal System:				
Solid Waste	50070	Construction & Demolition C & D Home (cleaned out, no items left in trailer)	2009	400.00	N/C	per single-wide home
Solid Waste	50070	Municipal Solid Waste MSW Home (not cleaned out, contains items not allowed in C & D Site)				
		For Homes Delivered from Outside of LaCrosse Cty				
		Solid Waste Disposal System:				
Solid Waste	50070	Construction & Demolition C & D Home (cleaned out, no items left in trailer)	2009	480.00	N/C	per single-wide home
Solid Waste	50070	Municipal Solid Waste MSW Home (not cleaned out, contains items not allowed in C & D Site)	2009	1,080.00	N/C	per single-wide home
House Hazard Matl	47061	Municipal Contributions		Contract (1.00)	N/C	per county citizen
	*	ALL OF THE FOLLOWING REVENUES ARE RECEIPTED TO 46335 (ST AID HHM DISPOSAL)				
		IF STATE FUNDING IS AVAILABLE				
		CITIZENS				

**LACROSSE COUNTY  
PROPOSED USER FEES, CHARGES FOR SERVICES, AND PERMIT REVENUES FOR 2014  
COMPREHENSIVE MASTER LIST**

**S.S. - State Statute  
N/C - No Change**

DEPARTMENT	ACCT	ACCOUNT NAME	LAST INC	CURRENT RATE	2014 RATE	2014 UNITS
House Hazard Matl	50038	Appliances containing refrigerants	New		15.00-20.00	each, based on size
		VERY SMALL QUANTITY GENERATOR				
House Hazard Matl	50020	VSQG Drop-off - < 500#	2011	5.00	N/C	per transaction
House Hazard Matl	50020	VSQG Drop-off - > 500#	2013	10.00	N/C	per transaction
House Hazard Matl	50020	VSQG Drop-off - Fluorescent Bulbs/Oil	2011	5.00	N/C	per transaction
House Hazard Matl	50020	VSQG Drop-off - On Site Assistance	2010	50.00	N/C	per hour
House Hazard Matl	50020	VSQG Drop-off - Analysis of unknowns	2013	10.00	N/C	per sample
House Hazard Matl	50020	Acids/Bases	2014	1.00	1.25	per pound
House Hazard Matl	50020	Aerosols - Paint	2013	0.75	N/C	per pound
House Hazard Matl	50020	Aerosols - Other	2011	1.50	N/C	per pound
House Hazard Matl	50020	Flammable liquids	2013	0.40	N/C	per pound
House Hazard Matl	50020	Paint - Oil Base	2013	0.40	N/C	per pound
House Hazard Matl	50020	Paint - Latex	2013	0.10	N/C	per pound
House Hazard Matl	50020	Paint Cans/Adhesives(Non-pourable)	2013	1.00	N/C	per pound
House Hazard Matl	50020	Oxidizers	2012	5.00	N/C	per pound
House Hazard Matl	50020	Peroxides	2014	7.50	10.00	per pound
House Hazard Matl	50020	Batteries	2010	0.05	N/C	per pound
House Hazard Matl	50020	Florescent Bulbs (= or < 4')	2013	0.30	N/C	each
House Hazard Matl	50020	Florescent Bulbs (> 4')	2013	0.40	N/C	each
House Hazard Matl	50020	Ultra Violet Lamps	2014	4.20	2.00	each
House Hazard Matl	50020	U, Circline, Compact	2013	0.30	N/C	each
House Hazard Matl	50020	High Intensity Discharge/Low Pressure Sodium	2013	1.00	N/C	each
House Hazard Matl	50020	Lead Acid Battery	2006	0.05	N/C	per pound
House Hazard Matl	50020	Mercury, all other	2014	5.00	10.00	per pound
House Hazard Matl	50020	Antifreeze	2014	0.50	0.25	per gallon
House Hazard Matl	50020	Oil (Non-PCB)	2013	0-20	N/C	per gallon
House Hazard Matl	50020	Oil Filters	2013	0.25	N/C	per pound
House Hazard Matl	50020	Pesticides/Others Solids/Non-solids	2014	2.50	3.50	per pound
House Hazard Matl	50020	Dioxins	2012	30.00	N/C	per pound
House Hazard Matl	50020	Drum Disposal - 55	2011	20.00	N/C	each
House Hazard Matl	50020	Drum Disposal - < 55	2011	10.00	N/C	each
House Hazard Matl	50020	PCB Ballasts	2013	1.00	N/C	per pound
House Hazard Matl	50020	Other Material or Non regulated	2013	0.10	N/C	per pound
House Hazard Matl	50038	E-Waste (Non TVs)	2013	0.10	N/C	per pound
House Hazard Matl	50038	TVS	2013	0.10	N/C	per pound

**LACROSSE COUNTY  
PROPOSED USER FEES, CHARGES FOR SERVICES, AND PERMIT REVENUES FOR 2014  
COMPREHENSIVE MASTER LIST**

**S.S. - State Statute  
N/C - No Change**

DEPARTMENT	ACCT	ACCOUNT NAME	LAST INC	CURRENT RATE	2014 RATE	2014 UNITS
House Hazard Matl	50020	Shaps	2013	1.50	N/C	per pound
House Hazard Matl	50020	Medication	2013	1.50	N/C	per pound
		VSQG BULK RATE PRICING				
House Hazard Matl	50020	Mobilization - Truck < 50 Miles	2006	50.00	N/C	per trip
House Hazard Matl	50020	Mobilization - Truck < 100 Miles	2010	300.00	N/C	per trip
House Hazard Matl	50020	Mobilization - Truck = 101 to 200 Miles	2010	400.00	N/C	per trip
House Hazard Matl	50020	Mobilization - Truck > 200 Miles	2010	500.00	N/C	per trip
House Hazard Matl	50020	Staff Charges - Manager	2010	50.00	N/C	per hour
House Hazard Matl	50020	Staff Charges - Technician	2010	50.00	N/C	per hour
House Hazard Matl	50020	55 Gal Drum - Flammable Liquids	2014	130.00	150.00	per drum
House Hazard Matl	50020	55 Gal Drum - Lead Paint	2014	130.00	150.00	per drum
House Hazard Matl	50020	55 Gal Drum - Dioxin-Bearing	2006	Case by Case	N/C	
House Hazard Matl	50020	Canisters - Propane Hand-Held	2006	12.00	N/C	each
House Hazard Matl	50020	Canisters - Propane Gas Grill Size	2010	5.00	N/C	each
House Hazard Matl	50020	Canisters - Other	2006	Case by Case	N/C	
House Hazard Matl	50020	Broken Florescent Bulbs	2010	1.00	N/C	per pound
House Hazard Matl	50020	Lab clean-out service fee	2011	500.00	N/C	each
House Hazard Matl	50020	Drum fee - 55 gallon	2010	25.00	N/C	each
House Hazard Matl	50020	Drum fee - smaller than 55 gallon	2010	15.00	N/C	each
House Hazard Matl	50020	Hydrofluoric Acid	New		10.00	per pound
Aging	59030	Western Wisconsin Cares (MCO) HD Meals	2014	7.35	7.57	per meal
Aging	59030	# Nutrition Meals	2009	3.25/congregate-3.50/home deliver	N/C	per meal
Aging	59030	***MiniBus Copayments Zone 1	2010	3.50	N/C	per round trip
Aging	59030	***MiniBus Copayments Zone 2	2010	4.00	N/C	per round trip
Aging	59030	***MiniBus Copayments Zone 3	2010	4.50	N/C	per round trip
Aging	59030	Volunteer Driver Copayments	2012	8.00-16.00	N/C	per round trip
Aging	51066	#Personal Emergency Response System	2011	16.65 (includes tax)	N/C	per month
Aging	59020	MCO Ensure+	2014	18.00+3.00 Del Chrg	20.00+3.00 Del Chrg	each
Aging	59020	#Ensure+	2014	18.00+3.00 Del Chrg	20.00+3.00 Del Chrg	each
Aging	59020	#Powerful Tools for Caregiving Class	2014	10.00	15.00	per class
Aging	58516	#Stepping On Falls Prevention Class	2014	10.00	15.00	per class
Aging	59020	Shared Ride Meal Site Transportation	2011	.60 Per One-Way	N/C	per one-way trip
		*** County sets the copayments but the Contracted Provider collects the copayments and deducts the total from the monthly bill				
		# Based on ability to pay				

**LACROSSE COUNTY  
PROPOSED USER FEES, CHARGES FOR SERVICES, AND PERMIT REVENUES FOR 2014  
COMPREHENSIVE MASTER LIST**

**S.S. - State Statute  
N/C - No Change**

DEPARTMENT	ACCT	ACCOUNT NAME	LAST INC	CURRENT RATE	2014 RATE	2014 UNITS
Health-Environmental	50030	Dept of AG Food Retail (44)	2014	150.00	165.00	per license-each
Health-Environmental	50030	Dept of AG Food Retail (55)	2014	210.00	220.00	per license-each
Health-Environmental	50030	Dept of AG Food Retail (33)	2014	335.00	345.00	per license-each
Health-Environmental	50030	Dept of AG Food Retail (22)	2014	445.00	460.00	per license-each
Health-Environmental	50030	Dept of AG Food Retail (11)	2014	705.00	710.00	per license-each
Health-Environmental	50030	Div of Health - Restaurant Temporary	2014	140.00	145.00	per license-each
Health-Environmental	50030	Div of Health - Restaurant Temporary 7 Day Prepay	2014	130.00	135.00	per license-each
Health-Environmental	50030	Div of Health - Restaurant Pre Packaged Food	2014	210.00	220.00	per license-each
Health-Environmental	50030	Div of Health - Restaurant Mobile Base Pre Packaged Food	New		220.00	per license-each
Health-Environmental	50030	Div of Health - Restaurant Mobile Base Simple	New		370.00	per license-each
Health-Environmental	50030	Div of Health - Restaurant Mobile Base Moderate	New		465.00	per license-each
Health-Environmental	50030	Div of Health - Restaurant Mobile Base Complex	New		580.00	per license-each
Health-Environmental	50030	Div of Health - Restaurant Simple	2014	360.00	370.00	per license-each
Health-Environmental	50030	Div of Health - Restaurant Moderate	2014	455.00	465.00	per license-each
Health-Environmental	50030	Div of Health - Restaurant Complex	2014	575.00	580.00	per license-each
Health-Environmental	50030	Div of Health - Additional Food Service	2014	100.00	110.00	per license-each
Health-Environmental	50030	Div of Health - Tourist Rooming House	2014	170.00	175.00	per license-each
Health-Environmental	50030	Div of Health - Hotel/Motel 5-30 Rooms LH1	2014	185.00	195.00	per license-each
Health-Environmental	50030	Div of Health - Hotel/Motel 31-99 Rooms LH2	2014	240.00	255.00	per license-each
Health-Environmental	50030	Div of Health - Hotel/Motel 100-199 Rooms LH3	2014	315.00	330.00	per license-each
Health-Environmental	50030	Div of Health - Hotel/motel 200 or more Rooms LH4	2014	425.00	430.00	per license-each
Health-Environmental	50030	Div of Health - Bed and Breakfast	2014	95.00	105.00	per license-each
Health-Environmental	50030	Div of Health - Campground 1-25 Units	2014	170.00	180.00	per license-each
Health-Environmental	50030	Div of Health - Campground 26-49 Units	2014	210.00	225.00	per license-each
Health-Environmental	50030	Div of Health - Campground 50-99 Units	2014	230.00	250.00	per license-each
Health-Environmental	50030	Div of Health - Campground 100-199 Units	2014	290.00	300.00	per license-each
Health-Environmental	50030	Div of Health - Campground 200 + Units	2014	360.00	375.00	per license-each
Health-Environmental	50030	Div of Health - Recreation & Education Camp	2014	270.00	290.00	per license-each
Health-Environmental	50030	Div of Health - Swimming Pool-Outdoor	2014	175.00	185.00	per license-each
Health-Environmental	50030	Div of Health - Swimming Pool-Outdoor Additional	2013	135.00	N/C	per license-each
Health-Environmental	50030	Div of Health - Indoor Additional Swimming Pool	2014	685.00	675.00	per license-each
Health-Environmental	50030	Div of Health - Swimming Pool-Water Attraction	2013	485.00	N/C	per license-each
Health-Environmental	50030	Div of Health - Body Art Combination Establishment	New		100.00	per license-each
Health-Environmental	50030	Div of Health - Body Art Tattoo/Piercing Establishment	2014	185.00	195.00	per license-each
Health-Environmental	50030	Permits - Body Art Temporary Inspection	2014	125.00	140.00	per license-each
Health-Environmental	50030		2014	70.00	90.00	per permit-each



**LACROSSE COUNTY  
PROPOSED USER FEES, CHARGES FOR SERVICES, AND PERMIT REVENUES FOR 2014  
COMPREHENSIVE MASTER LIST**

**S.S. - State Statute  
N/C - No Change**

DEPARTMENT	ACCT	ACCOUNT NAME	LAST INC	CURRENT RATE	2014 RATE	2014 UNITS
Health-Environmental	50030	Dept of SPS - Manufactured Home Community 1-20 Units	2014	210.00	220.00	per license-each
Health-Environmental	50030	Dept of SPS - Manufactured Home Community 21-50 Units	2014	285.00	295.00	per license-each
Health-Environmental	50030	Dept of SPS - Manufactured Home Community 51-100 Units	2014	355.00	365.00	per license-each
Health-Environmental	50030	Dept of SPS - Manufactured Home Community 101-175 Units	2014	425.00	435.00	per license-each
Health-Environmental	50030	Dept of SPS - Manufactured Home Community 176+ Units	2014	480.00	490.00	per license-each
Health-Environmental	50030	Permits-Kennel	2014	90.00	100.00	per license-each
Health-Environmental	50030	Permits-Lobster Tank/Aquarium	2014	90.00	100.00	per license-each
Health-Environmental	50030	Permits-Grooming Shop	2014	90.00	100.00	per license-each
Health-Environmental	50030	Permits-Pet Shop	2014	90.00	100.00	per license-each
Health-Environmental	50030	Permits-Boarding	2014	90.00	100.00	per license-each
Health-Environmental	50030	Permits-Animal Training Facility	2014	90.00	100.00	per license-each
Health-Environmental	50030	Permits-Animal Day Care Facility	2014	90.00	100.00	per license-each
Health-Environmental	50030	Permits-Horse/Stable Facility	2014	90.00	100.00	per license-each
Health-Environmental	50030	Permits - Animal Facility Reinspection	New		125.00	per inspection-each
Health-Environmental	50030	Permits-Tavern	2014	175.00	185.00	per license-each
Health-Environmental	50030	Permits Farmers Market Pre Sale	2013	65.00	N/C	per license-each
Health-Environmental	50030	Permits Farmer Market/Outdoor Market	2013	75.00	N/C	per license-each
Health-Environmental	50030	Permits Farmers Market Additional Space	2014	15.00	20.00	per license-each
Health-Environmental	50030	Permits Indoor Food Stand	2013	75.00	N/C	per license-each
Health-Environmental	50030	Permits - Food Retail (Inspection Only)	New		75.00	per license-each
Health-Environmental	50030	Permits - Restaurant (Inspection Only)	2012	75.00	N/C	per license-each
Health-Environmental	50030	Permits - Pre Inspection Food less than \$25,000	New		50.00	per license-each
Health-Environmental	50030	Permits - Pre Inspection Food \$25,000 to \$1,000,000	New		190.00	per license-each
Health-Environmental	50030	Permits - Pre Inspection Food greater than \$1,000,000	New		280.00	per license-each
Health-Environmental	50030	Permits - Pre Inspection Bed & Breakfast	New		75.00	per license-each
Health-Environmental	50030	Permits - Pre Inspection Rec & Ed Camp	New		150.00	per license-each
Health-Environmental	50030	Permits - Pre Inspection Manufactured Home Community	New		150.00	per license-each
Health-Environmental	50030	Permits - Pre Inspection Tavern	New		75.00	per license-each
Health-Environmental	50030	Permits - Pre Inspection Body Art	New		75.00	per license-each
Health-Environmental	50030	Permits - Pre Inspection Pool (per pool)	New		150.00	per license-each
Health-Environmental	50030	Permits - Pre Inspection Hotel/Motel/Tourist Rooming House	New		150.00	per license-each
Health-Environmental	50030	Permits - Pre Inspection Campground	New		150.00	per license-each
Health-Environmental	50030	Permits - Late Fee	2014	100.00	110.00	each
Health-Environmental	50030	Permits - Beaches, Public	2014	60.00	70.00	per license-each
Health-Environmental	50030	Permits - Schools-Central Kitchen	2014	225.00	230.00	per license-each
Health-Environmental	50030	Permits - Schools-Satellite Kitchen	2014	110.00	115.00	per license-each

**LACROSSE COUNTY  
PROPOSED USER FEES, CHARGES FOR SERVICES, AND PERMIT REVENUES FOR 2014  
COMPREHENSIVE MASTER LIST**

**S.S. - State Statute  
N/C - No Change**

DEPARTMENT	ACCT	ACCOUNT NAME	LAST INC	CURRENT RATE	2014 RATE	2014 UNITS
Health-Environmental	50030	Permits - Outdoor Wood Fired Furnaces	2014	50.00	55.00	per permit-each
Health-Environmental	50030	Permits - Reinspection Bed & Breakfast 2+	New		75.00	per permit-each
Health-Environmental	50030	Permits - Reinspection Rec & Ed Camp 2+	New		75.00	per permit-each
Health-Environmental	50030	Permits - Reinspection Tavern 2+	New		75.00	per permit-each
Health-Environmental	50030	Permits-Reinspection Food Establishment-2nd Reinspection	New		125.00	per permit-each
Health-Environmental	50030	Permits - Reinspection Food Establishment 3+	New		140.00	per permit-each
Health-Environmental	50030	Permits - Reinspection Body Art 2+	New		75.00	per permit-each
Health-Environmental	50030	Permits - Reinspection Pool 2+ (per pool)	New		75.00	per permit-each
Health-Environmental	50030	Permits-Reinspection Hotel/Motel/Tourist Rooming House 2+	New		75.00	per permit-each
Health-Environmental	50030	Permits-Reinspection Campground 2+	New		75.00	per permit-each
Health-Environmental	50030	Permits-Reinspection Manufactured Home Community 2+	New		75.00	per permit-each
Health-Environmental	50030	Permits - Site Evaluation - Septic	2014	65.00	70.00	per permit-each
Health-Environmental	50030	Permits - Pumping Report Process Fee	2013	15.00	N/C	per permit-each
Health-Environmental	50030	Permits - Pumping Report Late Fee	2014	25.00	26.00	per permit-each
Health-Environmental	50030	Permits - On-Site Inspection - Pit Open	2014	150.00	155.00	per permit-each
Health-Environmental	50030	Permits - On-Site Inspection-Pit Covered	2014	200.00	210.00	per permit-each
Health-Environmental	50030	Permits - Return On-Site	2014	60.00	70.00	per permit-each
Health-Environmental	50030	Dept of SPS - Sanitary Permit	2013	420.00	N/C	per permit-each
Health-Environmental	50030	Dept of SPS - Remediation Permit	2012	250.00	N/C	per permit-each
Health-Environmental	50030	Permits - Sanitary Permit Transfer	2014	30.00	35.00	per permit-each
Health-Environmental	50030	Permits - Sanitary Permit Renewal	2014	30.00	35.00	per permit-each
Health-Environmental	50030	Permits - Sanitary Permit Revision	2014	30.00	35.00	per permit-each
Health-Environmental	50030	Permits - Compliance Certificate	2011	60.00	N/C	per permit-each
Health-Environmental	50030	Permits - Return Inspection Fee	2011	65.00	N/C	per permit-each
Health-Environmental	50030	Surcharge - In ground Pressure System Inspection	2004	100.00	N/C	per permit-each
Health-Environmental	50030	Surcharge - At Grade System Inspection	2011	150.00	N/C	per permit-each
Health-Environmental	50030	Surcharge - Mound System Inspection	2011	250.00	N/C	per permit-each
Health-Environmental	50030	Surcharge - Large System Surcharge (1500-3000 gpd)	2007	200.00	N/C	per permit-each
Health-Environmental	50030	Surcharge - Large System Surcharge (3001+ gpd)	2007	400.00	N/C	per permit-each
Health-Environmental	50030	Permits - Monitoring Wells, Each Site	2011	35.00	N/C	per permit-each
Health-Environmental	50030	Permits - Reconnection Permit	2011	100.00	N/C	per permit-each
Health-Environmental	50030	Permits - Privy (Outhouse)	2011	90.00	N/C	per permit-each
Health-Environmental	50030	Permits - Wisconsin Fund Application	2014	150.00	155.00	per permit-each
Health-Environmental	50030	Permits - Well Permits	2014	170.00	175.00	per permit-each
Health-Environmental	50030	Permits - Well Permit Transfer	2014	30.00	35.00	per permit-each
Health-Environmental	51055	Public Health Revenue - Unsafe Swimming Pool Sampling Fee	2014	46.00	23.00	per permit-each

**LACROSSE COUNTY  
PROPOSED USER FEES, CHARGES FOR SERVICES, AND PERMIT REVENUES FOR 2014  
COMPREHENSIVE MASTER LIST**

**S.S. - State Statute  
N/C - No Change**

DEPARTMENT	ACCT	ACCOUNT NAME	LAST INC	CURRENT RATE	2014 RATE	2014 UNITS
Health-Environmental	51055	Public Health Revenue - Unsatte Whirlpool Sampling Fee	2014	69.00	55.00	per permit-each
Health-Environmental	56030	Radon Test Kit, Short Term	New		10.00	per test-each
Health-Environmental	56030	Radon Test Kit, Long Term	New		20.00	per test-each
Health-Education	51052	HIV Fees	2003	15.00	N/C	per test-each
Health-Education	51061	Cholesterol	2014	12.00	14.00	per test-each
Health-Education	51061	Diabetes	2014	12.00	14.00	per test-each
Health-Education	51061	Body Fat	2014	12.00	14.00	per test-each
Health-Education	51061	Business Preparedness Classes	2013	500.00	N/C	per class-each
Health-Education	51061	Smoking Cessation Classes	2014	150.00	160.00	per class-each
Health-Education	51061	Healthier Business Classes	2013	500.00	N/C	per class-each
Health-Home	51045	Private Insurance - Skilled RN	2007	197.00	N/C	per visit-each
Health-Home	51045	Private Insurance - Home Health Aide	2013	78.00	N/C	per visit-each
Health-Home	51045	Private Insurance - Speech/Physical/Occpl Therapy	2003	120.00	N/C	per visit-each
Health-Laboratory	51056	Lab Fees -Analysis Chemical - Nitrate	2013	24.00	N/C	per test-each
Health-Laboratory	51056	Lab Fees -Analysis Chemical - Nitrate - Bulk, No Report	2013	21.00	N/C	per test-each
Health-Laboratory	51056	Lab Fees -Analysis Chemical - Nitrate - Rush	2014	44.00	45.00	per test-each
Health-Laboratory	51056	Lab Fees -Analysis Chemical - BART	2014	50.00	55.00	per test-each
Health-Laboratory	51056	Land Conservation Testing - Total Suspended Solids	2009	12.00	N/C	per test-each
Health-Laboratory	51056	Land Conservation Testing - Total Phosphorus	2014	12.00	13.00	per test-each
Health-Laboratory	51056	Land Conservation Testing - Fecal Coliform	2009	16.00	N/C	per test-each
Health-Laboratory	51056	Environmental Health Testing - Pools - Coliform	2009	23.00	N/C	per test-each
Health-Laboratory	51056	Environmental Health Testing - Pools - Pseudomonas	2014	23.00	32.00	per test-each
Health-Laboratory	51056	Environmental Health Testing - Pools - SPC	2011	23.00	N/C	per test-each
Health-Laboratory	51056	Environmental Health Testing - Pools - Beaches	2011	23.00	N/C	per test-each
Health-Laboratory	51058	Lab Fees - Water - Coliform Bacteria Test-Private	2011	24.00	N/C	per test-each
Health-Laboratory	51058	Lab Fees - Water - Coliform Bacteria Test-Public	2013	24.00	N/C	per test-each
Health-Laboratory	51058	Lab Fees - Water - Coliform Bacteria Test-Bottled Water	2011	24.00	N/C	per test-each
Health-Laboratory	51058	Lab Fees - Water - Coliform Bacteria Test-TNC	2011	24.00	N/C	per test-each
Health-Laboratory	51058	Lab Fees - Water - Sodium Test	2013	36.00	N/C	per test-each
Health-Laboratory	51058	Lab Fees - Water - Chloride Test	2013	36.00	N/C	per test-each
Health-Laboratory	51058	Lab Fees - Water - Lead Test	2013	36.00	N/C	per test-each
Health-Laboratory	51058	Lab Fees - Water - Quick Hardness Screening	2014	6.00	10.00	per test-each
Health-Laboratory	51058	Lab Fees - Tattoo Spore Test	2007	30.00	N/C	per test-each

**LACROSSE COUNTY  
PROPOSED USER FEES, CHARGES FOR SERVICES, AND PERMIT REVENUES FOR 2014  
COMPREHENSIVE MASTER LIST**

**S.S. - State Statute  
N/C - No Change**

DEPARTMENT	ACCT	ACCOUNT NAME	LAST INC	CURRENT RATE	2014 RATE	2014 UNITS
Health-Laboratory	51058	Lab Fees - Water - Iron Screening	2014	6.00	10.00	per test-each
Health-Laboratory	51058	Lab Fees - Water - SPC	2014	23.00	24.00	per test-each
Health-Laboratory	51058	Lab Fees - Beach - Other than Environmental Hlth	2014	23.00	24.00	per test-each
Health-Laboratory	51058	Lab Fees - Water - Atrazine	2014	36.00	40.00	per test-each
Health-Laboratory	51058	Lab Fees - Water - Metal Scans	2014	56.00	63.00	per test-each
Health-Laboratory	51058	Lab Fees - Water - Surface Water Bogs	2014	23.00	24.00	per test-each
Health-Laboratory	51058	Lab Fees - Sharps Disposal	2014	30.00	86.00	per shipment-each
Health-Laboratory	51059	Lab Fees - Waste Water - Effluent Fecal Coliform	2014	22.00	30.00	per test-each
Health-Laboratory	51059	Lab Fees - Waste Water - Sludge Fecal Coliform	2014	22.00	30.00	per test-each
Health-Public	51055	Immunization Rev - Administrative Fee - 19 Years & older	2013	17.00	N/C	per immunization-ea
Health-Public	51055	Immunization Rev - Administrative Fee - Birth thru 18	New		15.00	per immunization-ea
Health-Public	51091	Immunization Rev - Hepatitis A Vaccine-Adult only	2013	per market	N/C	per immunization-ea
Health-Public	51091	Immunization Rev - Hepatitis B Vaccine-Adult only	2013	per market	N/C	per immunization-ea
Health-Public	51091	Immunization Rev - Measles/Mumps/Rubella Vac-Adult/Child	2013	per market	N/C	per immunization-ea
Health-Public	51091	Immunization Rev - Shingles Vaccine-Adult only	New		per market	per immunization-ea
Health-Public	51091	Immunization Rev - Varicella (Chicken Pox) Vac-Adult/Child	New		per market	per immunization-ea
Health-Public	51091	Immunization Rev - Tdap (Whooping Cough) Vac-Adult/Child	New		per market	per immunization-ea
Health-Public	51091	Immunization Rev - Influenza Vaccine (Adm Fee Included)	2014	per market	30.00	per immunization-ea
Health-Public	51095	PH Screen - Mantoux Test (Tuberculosis)(Adm Fee Included)	2014	9.00	26.00	per test-each
Health-Public	51095	PH Screen - Cholesterol/Blood Sugar/Blood Pressure	2013	43.00	N/C	per test-each
Health-Public	51095	PH Screening - A1C (Diabetes)	2013	33.00	N/C	per test-each
Health-Public	51097	PH Misc Rev - Foot Care Clinics	2013	50.00	N/C	per test-each
Health-Public	51097	PH Misc Rev - In-Home Foot Care	2013	74.00	N/C	per test-each
Health-Public	51097	PH Misc Rev - Pregnancy Testing	2013	17.00	N/C	per test-each
Health-Nutrition	59030	Onsite Workshops	2010	150.00	N/C	per hour-each
Health-Nutrition	59030	Individual Nutrition Counseling	2013	40.00	N/C	per hour-each
Health-Nutrition	59030	1 by 1 Individual Weight Loss Program (6 Months)	2010	200.00	N/C	per individual-each
Health-Nutrition	59030	8 Week Group Weight Loss Program (6 Months)	2011	100.00	N/C	per individual in group-each
Health-Nutrition	59030	Strong Seniors Class	New		15.00	per individual-per class
Health-Animal Control	47005	Dog License- Neutered & Spayed	2012	11.00	N/C	per license-each
Health-Animal Control	47005	Dog License - Non-Neutered & Non-Spayed	2012	21.00	N/C	per license-each
Health-Animal Control	47005	Dog License - Multiple License (12 or Fewer)	2008	80.00	N/C	per license-each
Health-Animal Control	47005	Dog License - Extra Multiple License	2007	5.00	N/C	per license-each

**LACROSSE COUNTY  
PROPOSED USER FEES, CHARGES FOR SERVICES, AND PERMIT REVENUES FOR 2014  
COMPREHENSIVE MASTER LIST**

**S.S. - State Statute  
N/C - No Change**

DEPARTMENT	ACCT	ACCOUNT NAME	LAST INC	CURRENT RATE	2014 RATE	2014 UNITS
Health-Animal Control	47005	Dog License - Penalties	2004	25.00	N/C	per citation-each
Human Svc - Admin	51136	REP - PAYEE Client Revenue	2013	33.00	N/C	per month
Human Svc - Admin	59595	Copier Revenue	2007	0.25	N/C	per page
Human Svc - Admin	59596	Copier Revenue Non-Taxable	2007	0.25	N/C	per page
Clinical - AODA	51074	Client Fees - MSW Svcs (MH/AODA)	2013	165.00	N/C	per hour
Clinical - AODA	51074	Client Fees - Bachelors (MH/AODA)	2013	162.00	N/C	per hour
Clinical - Birth to Three	44067	MA Case Mgmt	2014	105/Hr - 26.25/Unit	112.00/Hr - 28.00/Unit	per hour/unit
Clinical - Birth to Three	51067	Client Fees (B-3)	2007	State ATP Guidelines/no rate set	N/C	
Clinical - Children's Waiver	51082	Client Fee (Children's Waiver)	2007	ATP Guidelines/no rate set	N/C	
Clinical - Children's Waiver	51107	Parental Fees	2007	Determined by State Guideline State ATP Guidelines/no rate set	N/C	
Clinical - Community Optic	51086	Client Fees-COP	2007	ATP- Cost Share Based on COP Guidelines	N/C	
Clinical - Community Reco	44047	IMA CRS Program	2013	Actual qualifying costs for primarily residential placements reimbursed at current MA Rate of 59.74%	N/C	
Clinical - Community Reco	51074	Client Fees Clinical Svcs (CRS)	2012	Determined by State guidelines based on Cost of Care Calculations	N/C	
Clinical - Comm Support P	51032	IMA Community Support	2009	MA Revenue received and then passed through to Contracted vendor - no rates set	N/C	
Clinical - Comp Comm Serv	46047	IMA Comprehensive Community Svc - Bachelor	2014	31.80	23.30	per 15 minutes
Clinical - Comp Comm Serv	46047	IMA Comprehensive Community Svc - Master	2014	31.90	24.30	per 15 minutes
Clinical - Comp Comm Serv	46047	IMA Comprehensive Community Svc - PhD	2014	26.70	28.60	per 15 minutes
Clinical - Crisis Services	44063	IMA Crisis Services - Tellurian**	2012	MA-60.53% of Actual Cost	MA-59.74% of Actual Cost	per 15 minutes
Clinical - Crisis Services	44068	IMA Crisis Svc - PhD Level	2014	118.00	110.00	per hour

**LACROSSE COUNTY  
PROPOSED USER FEES, CHARGES FOR SERVICES, AND PERMIT REVENUES FOR 2014  
COMPREHENSIVE MASTER LIST**

**S.S. - State Statute  
N/C - No Change**

DEPARTMENT	ACCT	ACCOUNT NAME	LAST INC	CURRENT RATE	2014 RATE	2014 UNITS	
Clinical - Crisis Services	44068	IMA Crisis Svc - Master / Bachelor Level	2014	MA-110.23 96.00	N/C 90.00	per hour per hour	
Clinical - Crisis Services	51045	Private Ins Rev - PhD Level	2014	MA-88.90 118.00	N/C 110.00	per hour per hour	
Clinical - Crisis Services	51045	Private Ins Rev - Masters / Bachelor Level	2014	96.00	90.00	per hour	
Clinical - Crisis Services	51074	Client Fees - PhD Level	2014	118.00	110.00	per hour	
Clinical - Crisis Services	51074	Client Fees - Masters / Bachelor Level	2014	96.00	90.00	per hour	
Clinical - Crisis Services	51168	Private Insurance Revenue Tellurian	2012		N/C		
		<b>**Contracted Hourly Rates (based on service provided) paid to Vendor are submitted to Medicaid (MA) - County receives revenue</b>					
Clinical - DD (Family Supp)	44067	IMA Case Mgmt	2014	105/Hr - 26.25/Unit MA reimb- 43.28	112.00/Hr - 28.00/Unit N/C	per hour/unit per hour	
				MA reimb 10.82	N/C	per unit	
Clinical - DD (Family Supp)	51107	Parental Fees	2009	State ATP Guidelines/no rate set	N/C		
Clinical - DD (Family Supp)	51172	Family Support Rev	2009	State ATP Guidelines/no rate set	N/C		
Clinical - Mental Health	44067	IMA Case Management Rev	2014	105/Hr - 26.25/Unit MA reimb-43.28	112.00/Hr - 28.00/Unit N/C	per hour/15 min per hour	
Clinical - Mental Health	44116	IMA Clinical Svc- MD Services (MH)	2014	MA-150.04 330.00	N/C 310.00	per hour per hour	
Clinical - Mental Health	44116	IMA Clinical Svc- PHD Services (MH)	2013	180.00	N/C	per hour	
Clinical - Mental Health	44116	IMA Clinical Svc- MSW Serv (MH/AODA)	2012	MA-112.53 165.00	N/C N/C	per hour per hour	
Clinical - Mental Health	44116	IMA Clinical Svc- Bachelors (MH/AODA)	2012	MA-90.04 162.00	N/C N/C	per hour per hour	
Clinical - Mental Health	44117	Medicare Clinical Svcs- MD	2014	MA-32.28 330.00	MA-60.00 310.00	per hour per hour	
Clinical - Mental Health	44117	Medicare Clinical Svcs- PHD	2013	MA-150.04 180.00	N/C N/C	per hour per hour	
Clinical - Mental Health	44117	Medicare Clinical Svcs- MSW	2012	MA-112.53 165.00	N/C N/C	per hour per hour	
Clinical - Mental Health	51045	Private Insurance Rev - MD Service (MH)	2014	330.00	N/C 310.00	per hour per hour	
Clinical - Mental Health	51045	Private Insurance Rev - PhD Service (MH)	2013	180.00	N/C	per hour	
Clinical - Mental Health	51045	Private Insurance Rev - MSW Svc (MH/AODA)	2012	165.00	N/C	per hour	
Clinical - Mental Health	51045	Private Insurance Rev - Bachelor (MH/AODA)	2012	162.00	N/C	per hour	

**LACROSSE COUNTY  
PROPOSED USER FEES, CHARGES FOR SERVICES, AND PERMIT REVENUES FOR 2014  
COMPREHENSIVE MASTER LIST**

**S.S. - State Statute  
N/C - No Change**

DEPARTMENT	ACCT	ACCOUNT NAME	LAST INC	CURRENT RATE	2014 RATE	2014 UNITS
Clinical - Mental Health	51074	Client Fees - MD Service (MH)	2014	330.00	310.00	per hour
Clinical - Mental Health	51074	Client Fees - PhD Service (MH)	2013	180.00	N/C	per hour
Clinical - Mental Health	51074	Client Fees - MSW Svc (MH/AODA)	2012	165.00	N/C	per hour
Clinical - Mental Health	51074	Client Fees - Bachelor (MH/AODA)	2012	162.00	N/C	per hour
Clinical - Mental Health	51074	Client Fees - Masters - (Therapy)	2012	165.00	N/C	per hour
Clinical - Mental Health	51121	Client Fees ISP	2007	State ATP Guidelines/no rate set	N/C	
Clinical - Mental Health	58554	Collections Revenue	2009	Percentage of Fee	N/C	percent
		(If a person is no longer a client and has not made the minimum payment in 90 days; a Collections Firm takes over and we receive a percentage of what they collect)				
Fam & Child Ops	51160	Background Checks	2007	15.00	N/C	per check
Fam & Child - Adolescent	44068	MA Crisis Shelter Care - Out of County (OOC)	2014	125.00	135.00	per day
				MA Daily Rate 139.54	N/C	per day
Fam & Child - Adolescent	44068	MA Crisis Shelter Care - OOC (Locked in Bed)	2009	100.00	N/C	per day
				MA Daily Rate 139.54	N/C	per day
Fam & Child - Adolescent	47068	Shelter Care - Out of County (OOC)	2014	125.00	135.00	per day
Fam & Child - Adolescent	47068	Shelter Care - OCC (Locked in Bed)	2009	100.00	N/C	per day
Fam & Child - Adolescent	49080	Shelter Care Revenue - In County (IC)	2014	125.00	135.00	per day
Fam & Child - CORE	47068	CORE - Out of County (OOC)	2013	215.00	N/C	per day
Fam & Child - CORE	49085	Program Placement Revenue	2013	215.00	N/C	per day
Fam & Child - CPS	51077	Client Fees Alt Care Protection	2007	State ATP Guidelines/no rate set	N/C	
				Child Support Guidelines		
Fam & Child - Juv Detentic	47068	JDF-Out of County Secure	2014	175.00	185.00	per day
Fam & Child - Juv Detentic	49080	JDF- In County Secure	2014	175.00	185.00	per day
Fam & Child - Juv Detentic	58554	Collections Rev	2011	Percentage of Fee	N/C	percent
		(If a person is no longer a Client and has not made the minimum payment in 90 days; a Collections Firm takes over and we receive a percentage of what they collect)				

**LACROSSE COUNTY  
PROPOSED USER FEES, CHARGES FOR SERVICES, AND PERMIT REVENUES FOR 2014  
COMPREHENSIVE MASTER LIST**

**S.S. - State Statute  
N/C - No Change**

DEPARTMENT	ACCT	ACCOUNT NAME	LAST INC	CURRENT RATE	2014 RATE	2014 UNITS
Fam & Child - Juvenile Just	51078	Client Fees Alt Care Youth Aids	2007	State ATP Guidelines/no rate set Child Support Guidelines	N/C	
Justice Sanctions	49020	Monitoring Fees (EM Sentence)	2014	11.00	12.00	per day
Justice Sanctions	49020	Monitoring Fees (EM Bond)	2014	6.00	7.00	per day
Justice Sanctions	49020	Monitoring Fees (SCRAM)	2014	16.00	17.00	per day
Justice Sanctions	49020	Monitoring Fees (GPS Tracker)	2014	11.00	12.00	per day
Justice Sanctions	49020	Monitoring Fees (Day Reporting)	2014	11.00	12.00	per day
Justice Sanctions	49020	Monitoring Fees (MEMs Sentence)	2014	11.00	12.00	per day
Justice Sanctions	49020	Monitoring Fees (MEMs Bond)	2014	6.00	7.00	per day
Justice Sanctions	49020	Monitoring Fees (Drug Patch)	2005	50.00	N/C	per day
Justice Sanctions	49020	Monitoring Fees (Carrying Case)	2005	20.00	N/C	per case
Justice Sanctions	49020	Monitoring Fees (Bracelet) - Replacement cost if lost	2012	Actual Cost of Equip.	N/C	per bracelet
Justice Sanctions	49020	Monitoring Fees (Cell Unit) - Replacement cost if lost	2012	Actual Cost of Equip.	N/C	per cell unit
Justice Sanctions	49020	Monitoring Fees (Monitor / Bracelet) - Replacement cost if lost	2012	Actual Cost of Equip.	N/C	per monitor
Justice Sanctions	49095	Drug Progm Rev - Alcohol / Drug Testing	2005	25.00	N/C	per month
Justice Sanctions	49095	Drug Progm Rev - Drug Court Fees	2005	750.00	N/C	per time
Justice Sanctions	49095	Drug Progm Rev - Drug Court Fees (Credit for Comm Service)	2005	250.00	N/C	per time
Justice Sanctions	49095	Domestic Abuse Assessment	2005	50.00	N/C	one time
Justice Sanctions	58554	Collections Rev (If a person is no longer a Client and has not made the minimum payment in 90 days; a Collections Firm takes over and we receive a percentage of what they collect)	2009	Percentage of Fee	N/C	percent
Justice Sanctions - Intoxical	51074	Client Fees - OWI Assessment Fee	2013	350.00	N/C	per occurrence
Justice Sanctions - Intoxical	54010	Driver Improvement Surcharge	2007	% of OWI Fines	N/C	percent



**LA CROSSE COUNTY  
DEBT RETIREMENT SCHEDULE**

12/3/2013

YEAR	2010C GO Bonds (Refinance of Unfunded Pension Liability)	2008-B Refunding Law Enf. Facility	2010D GO Bond LEC Addition	2010 State Trust Fund (w/BAB Reimb) LEC Addition	2009-A Law Enf Facility Addition	TOTAL
2014	328,950	1,213,425	276,600	434,844	1,499,713	3,753,532
2015	328,997		271,800	438,532	1,502,962	2,542,291
2016	328,064		276,850	442,177	1,503,350	2,550,441
2017	326,233		271,750	446,404	1,505,750	2,550,137
2018	328,257		290,300	450,613	1,507,250	2,576,420
2019	323,974		287,400	4,557,735	12,880,400	18,049,509
2020	318,865		284,300			603,165
2021	317,928		285,900			603,828
2022	320,777		277,300			598,077
2023	317,433		273,600			591,033
2024	317,750		269,700			587,450
2025			275,400			275,400
2026			270,700			270,700
2027			270,700			270,700
2028			270,300			270,300
	<u>3,557,228</u>	<u>1,213,425</u>	<u>4,152,600</u>	<u>6,770,305</u>	<u>20,399,425</u>	<u>36,092,983</u>

2014

Payment

**DEBT FUNDING SOURCES**

County Levy:

Pension Liability	\$ 328,950
Law Enforcement Facility	1,213,425
Jail Addition	2,211,157
<b>TOTAL</b>	<b><u>\$ 3,753,532</u></b>

**NOTES:**

All amounts include both interest and principal payments.

In 2019, the 2010 State Trust Fund loan will be refinanced. (Balloon payment shown)

In 2019, the 2009A GO Bonds will be refinanced (Balloon payment shown)

**LANDFILL ( SOLID WASTE)  
DEBT RETIREMENT SCHEDULE**

YEAR	2008-B Refunding		2005-A Issue		2006-A Issue		2006-B Issue		TOTALS	
	NEW	OLD	NEW	NEW	NEW	NEW	NEW	NEW	NEW	OLD
2014	189,572	133,153	473,300	888,390	962,553	2,513,815				133,153
2015			457,550	889,857	965,207	2,312,614				
2016			466,800	884,363	971,553	2,322,716				
2017			464,925	887,442	971,352	2,323,719				
2018			462,375	882,040	974,790	2,319,205				
2019			464,150	879,852	976,625	2,320,627				
2020			465,025	875,583	981,828	2,322,436				
2021				874,230	985,507	1,859,737				
2022				875,498	992,665	1,868,163				
2023				874,087	992,288	1,866,375				
2024					1,000,353	1,000,353				
2025					1,000,540	1,000,540				
2026					1,008,907	1,008,907				
	\$ 189,572	\$ 133,153	\$ 3,254,125	\$ 8,811,342	\$ 12,784,168	\$ 25,039,207			\$	133,153

2014

Payment	133,153
Tipping Fees - New Landfill	2,513,815
<b>TOTAL</b>	<b>\$ 2,646,968</b>

NOTES:

1. All amounts include both interest and principal payments.

From Old Landfill Escrow  
Tipping Fees - New Landfill  
**TOTAL**

**LA CROSSE COUNTY  
DEBT RETIREMENT SCHEDULE  
(Funded by other than Debt Levy or Solid Waste)**

YEAR	2010C GO Bonds Business Fund Non-TIF	2010C GO Bonds Business Fund TIF	2007 Business Fund (GO Bonds)	2010A Hillview RCAC GO Bonds (BAB)	Totals
2014	25,363	101,978	59,263	168,893	355,497
2015	25,036	100,020	62,575	167,500	355,131
2016	29,585	102,656	60,650	170,785	363,676
2017	29,010	99,925	58,725	168,651	356,311
2018	28,360	101,750	61,800	166,219	358,129
2019	27,625		59,600	168,562	255,787
2020	26,840		62,400	165,510	254,750
2021	26,015			167,301	193,316
2022	25,140			163,709	188,849
2023	24,220			164,708	188,928
2024	28,125			160,540	188,665
2025	26,875			161,372	188,247
2026	25,625			161,684	187,309
2027				161,815	161,815
2028				161,766	161,766
2029				156,241	156,241
2030				155,716	155,716
	347,819	506,329	425,013	2,790,972	4,070,133

2014

Payment

Hillview Terrace	\$ 168,893
Business Fund	186,604
<b>TOTAL</b>	<b>\$ 355,497</b>

**DEBT FUNDING SOURCES**

**NOTES:**

All amounts include both interest and principal payments.

**LA CROSSE COUNTY  
DEBT RETIREMENT SCHEDULE**  
(Highway Road Construction)

YEAR	2010B GO Highway Bonds (BAB)	2011A GO Highway Bonds	2012A GO Highway Bonds	2013A GO Highway Bonds	TOTAL
2014	391,849	392,605	527,550	107,405	1,419,409
2015	391,301	389,185	527,600	647,405	1,955,491
2016		390,005	520,100	646,605	1,556,710
2017			515,100	645,605	1,160,705
2018				644,405	644,405
2019				643,005	643,005
2020				646,405	646,405
2021				644,505	644,505
2022				642,405	642,405
2023				644,490	644,490
	<u>783,150</u>	<u>1,171,795</u>	<u>2,090,350</u>	<u>5,912,235</u>	<u>9,957,530</u>

**DEBT FUNDING SOURCES**

	2014 Payment
County Tax Levy	\$ 549,902
Highway Fund Balance	869,507
	<u>\$ 1,419,409</u>

**NOTES:**

All amounts include both interest and principal payments.