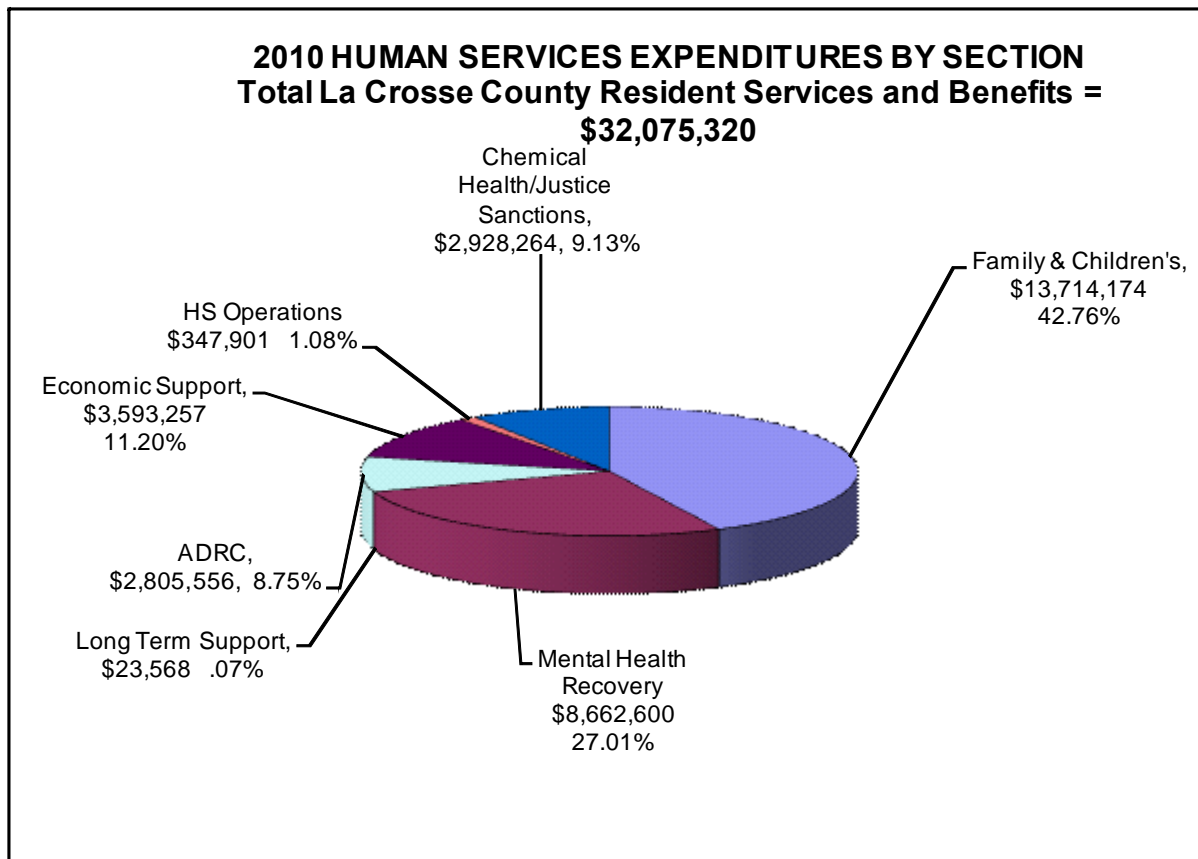
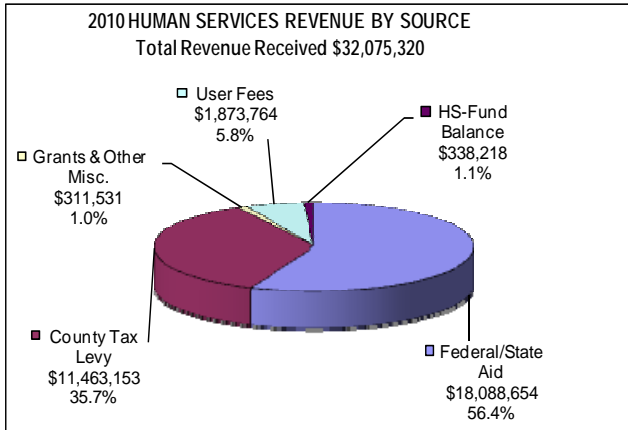


Conclusion

In this full version of our 2010 Annual Report, each Human Services Section reported on their primary services. Reflected in our Revenue and Expenditures Charts are the resources by Section for the provision of these services for La Crosse County residents. To view the full version of the 2010 Annual Report, please visit our web site at <http://www.co.la-crosse.wi.us/HumanServices/reports.htm>.

The Human Services Department is proud of its numerous accomplishments and quality services while being an excellent steward of public resources. We will need to continue our leadership in government and community/regional partnerships, built upon trust, while we enhance the self sufficiency and quality of life for those we serve.



"Unaudited"

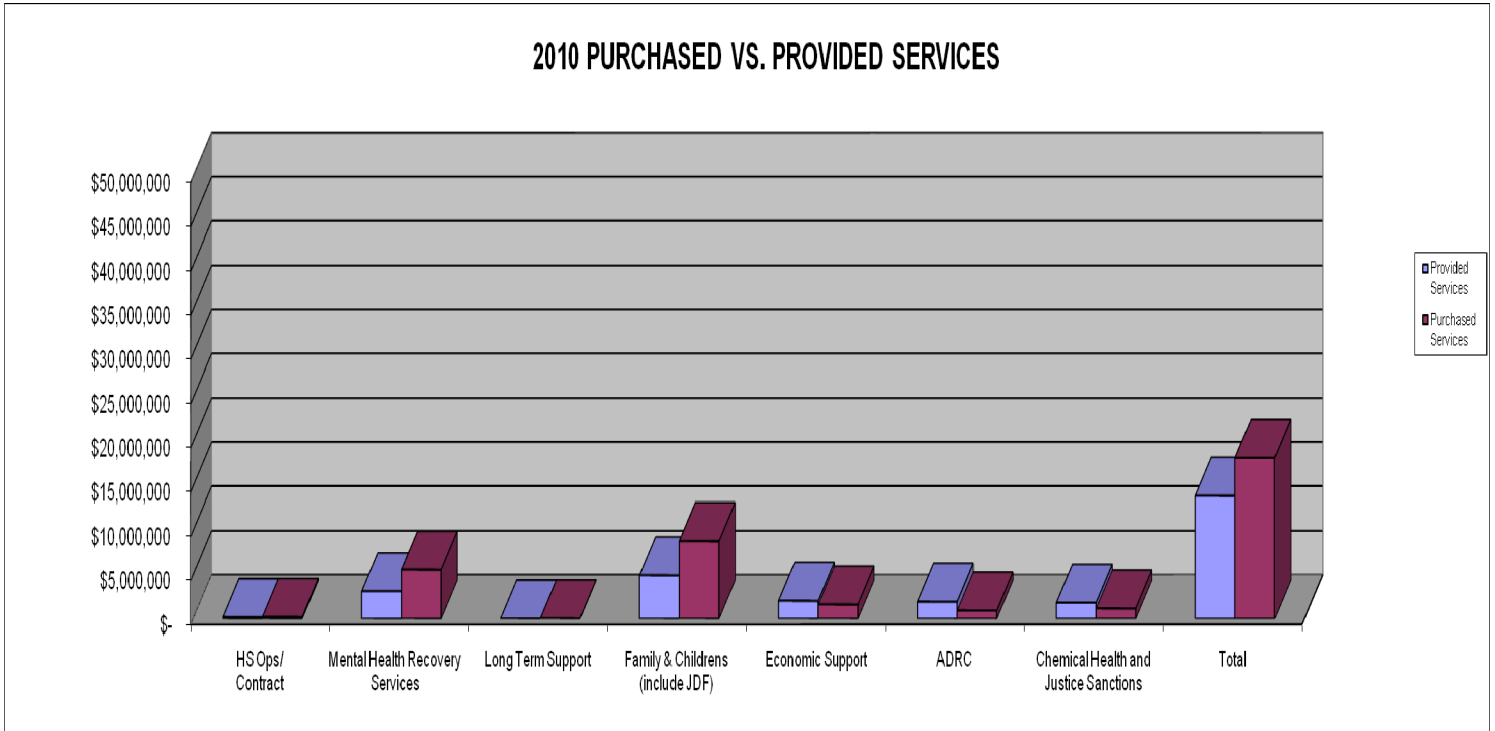
Conclusion

In looking at all that is accomplished through the La Crosse County Human Services Department, one can see that we have a tremendous effect not only with the people we serve, but also on the economy of La Crosse County. Since 56.7% of our services are purchased, businesses benefit from these contracts as do the persons they employ to carry out quality services for our clients.

Of course, little of what we do could occur without the resources from all levels of government, insurances, and the clients themselves. Many of these revenues are the result of federal and state mandates that our Human Services Department is required to perform for

the people we serve. By far, the greatest sources of revenue are from the federal and state levels of government. We will face increased challenges in accomplishing our mission as cuts in federal, state and local budgets occur. This will make our work of providing and purchasing of services for the most vulnerable citizens even more difficult. However, true to our mission, we will enhance self-sufficiency and quality of life with respect for the dignity of the person served.

Dean Ruppert,
Operations Administrator



	HS Ops/ Contract	Mental Health Recovery Services	CCO Long Term Support	Family & Children's (incl JDF)	Economic Support	ADRC	Chemical Health & Justice Sanctions	Total
Provided Services	\$ 27,848	\$ 3,426,564	\$ 3,080	\$ 6,020,767	\$ 2,176,057	\$ 1,636,868	\$ 1,540,567	\$ 14,831,751
Purchased Services	\$ 111,685	\$ 5,159,388	\$ 64,836	\$ 7,326,710	\$ 1,221,618	\$ 803,461	\$ 1,112,324	\$ 15,800,022
	\$ 139,533	\$ 8,585,952	\$ 67,916	\$ 13,347,477	\$ 3,397,675	\$ 2,440,329	\$ 2,652,891	\$ 30,631,774